

---

# Pathology News

---

Vol. 7 #07

July 2000

---


## Publishing Info

Pathology News  
Department of Pathology, Richardson Labs  
Queen's University, Kingston, Ontario K7L 3N6  
Canada

<http://www.path.queensu.ca/>

Published monthly, Circulation 160  
For article submissions please see last page

We publish only that which is submitted! (There are no expense accounts and no reporters) If there is no news about your area that means we haven't received any!



Introducing Queen's new Visual Identity  
(most of us call it a logo)



This is what the new Queen's Visual Identity looks like. It is meant to be used on all new letterhead, envelopes, web sites, etc. Queen's printing will be making it available in August, but in the meantime we have already started using it on all of our internal custom stationery.

### Milestones Queen's

Shawn Tinlin - 20 years

Sandra Webster - 15 years

Richard Casselman and Elizabeth Eastman - 10 years



### KGH

Karen Dillon, Microbiology - 30 years

Nancy Spencer, Cytology - 15 years

Lois Shepherd, Pathology - 10 years

## Queen's Pathology Alumni Breakfast at the CAP/OAP Joint Meeting, Ottawa, June 28, 2000



This is the 2<sup>nd</sup> Annual Breakfast meeting of the Queen's Pathology Alumni Group. Rocke Robertson's prowess as a digital photographer captures our intimacy and good cheer.

As I wrote the legend, I realized, appearances to the contrary, that I was the most senior member present and that our residents have accomplished careers and unique and also delightful personalities, which a free breakfast tends to accentuate.

They provide ample evidence of the strength of our general pathology program at populating multiple smaller urban centres around the province.

Until next year in Quebec City.

l-r: Paul Manley, Hudson Giang (Lindsay), Julie Schatz (Markham), P.C. Shah (Strathroy), Vivian Frenkel (Ottawa), Manisha Lamba (Ottawa), John Lentz (Toronto East General), Allison Collins (Peterborough) - Photographer Rocke Robertson (Barrie).

## **F**or Your Information

### **Faculty on the Move:**

On Tuesday July 11 Dr. David Lillicrap, Dr. Lois Mulligan and Dr. David LeBrun moved from Richardson Labs 201 up to Douglas 4. Note the new phone numbers as well:

Dr. David Lillicrap: Room 8-430 548-1304 (K-1304)

Dr. Lois Mulligan: Room 8-432 548-1303 (K-1303)

Dr. David LeBrun: Room 8-434 548-1302 (K-1302)

More moves are expected soon but I don't have the details about room numbers or phone numbers. Stay tuned!

### **Faculty on Sabbatical:**

#### **Dr. S. Ludwin**

During my sabbatical, I have been working in the Neuroimmunology Branch of the NINDS (National Institute of Neurological Diseases and Stroke), which is headed by Dr. Henry McFarland. Dr. McFarland is one of the foremost authorities in the world on Multiple Sclerosis, and the whole Branch's activities are directed toward experimental and clinical studies of this disease.

I am working on a few projects, which I anticipate will continue in the future. My first project is a pig model using correlated pathology and MRI imaging patterns to compare the processes of demyelination and wallerian degeneration. Both of these processes occur in Multiple Sclerosis, and yet their prognosis and outcome are very different. The ability to differentiate them in vivo will be of great value clinically. My second project is a large clinical study on Multiple Sclerosis pathology, using cases from the NIH and the AFIP, looking at the vascular reaction and glial reactions to axonal and myelin pathology. We are also studying the pathological/MRI correlations in a series of patients, specially scanned immediately post mortem. I am also collaborating with some of the researchers in the Branch on the distribution of putative molecular and chemical markers of pathogenesis in both experimental immune models, and in multiple sclerosis.

### **Reflections on sabbatical from Bruce Elliott**

Since September 1999, I have been on sabbatical at the Curie Institute, Paris, France. Academically the experience has been excellent. I am working in a developmental biology group with a main emphasis on cytoskeletal proteins that regulate cell-cell adhesion and cell functions.

At the same time, I have introduced tumour biology approaches into the group, and am testing some of our breast tumour cell lines using assays and mutants available in the laboratory here. I have made some good contacts and have set up some collaborations that will last for some time in the future. My wife Janet and our two teenage children, Iris and Lloyd, are also with me in Paris. We live in an apartment near the Eiffel Tower, and the children have attended an international school in the West End of Paris. Iris is very involved with swimming and Lloyd attended a fencing club during the school year. We have enjoyed many exciting cultural experiences in Paris and the surrounding area. However, we are all looking forward to coming back refreshed and ready for the new academic year.

### **Congratulations!!!!**

Susan Cole has been elected as a Fellow of the Royal Society of Canada.

### **Welcome**

A warm departmental welcome to two newcomers: Andrea Prout, who is a transcriptionist in the surgical report team, and came to us from Medical Records; and Elena Sumila, a Russian-trained Pathologist who has joined us to provide surgical gross description and autopsy technical support.

Dave More

## **D** r. Dexter's Corner

### **GOURMET DINING - A PATHOLOGICAL VIEW**

It would seem that pathologists of the past lived in a constant state of confusion with their minds fluctuating between their stomachs and their job. This has led to a distinct bias towards an epicurean pathological nomenclature system.

A Millennium Menu with a choice of meals has been dutifully prepared. Each of the offerings



is associated with a pathological process or technique (with the answers listed later). Nouveau cuisine at the edge!

**Choice #1 (Plebeian)**

FISH and CHIPS (takeout)

**Choice #2 (Gourmet)**

*Appetizer:*

Watermelon with fresh strawberries covered by layered sugar icing with dabs of red currant jelly

*Main Course:*

Fish lightly basted in chicken fat on a bed of rice with baby carrots covered with a light anchovy sauce

*Dessert Course:*

Sago pudding sprinkled with fresh ground nutmeg

**Key:**

FISH:	Fluorescent in situ hybridization
CHIPS:	Chip based probe arrays used in, for example, HIV genotyping (Affymetrix, Santa Clara, Ca)
Watermelon:	Stomach (G.A.V.E.)
Sugar Icing:	Perisplenitis or perihepatitis (zuckergusslieber)
Red Current:	Post mortem clot
Fish flesh:	Lymphoma
Rice bodies:	Joint Disease
Carrot:	Shaped nuclei of medulloblastoma
Anchovy sauce:	Amoebic abscess
Sago:	Amyloid of the spleen
Nutmeg:	Chronic congestion of the liver



**Making the Case for the Tenth Muse:**

**Muses, Musings and Museums - sources of amusement - Dr. Dexter**

A recent visit to a Canadian Historical site in Hamilton no less, was enriched by an enthusiastic guide togged out in thick woolen garb of period costume from the 1850's. The building was not really that old in historical terms - barely a century and a half. A village church I attended recently celebrated its 900<sup>th</sup> year and my old school its 400<sup>th</sup>. But the guide was good. A font of knowledge, practical, distilled and balanced.

In America, attendance at an equivalent monument would be lead by a sprightly, bright-eyed grey haired docent. Shepherding groups through the highlights with pride and answering the predictable and the occasional unexpected query with patience and profound knowledge. Zoos actually advertise for these people. "Got the gift of the gab?" The Interpreter Programs is for you. (Utah's Hogle Zoo). For once, my Concise Oxford Dictionary (7<sup>th</sup> Ed. 1981) has failed me. Nowhere can be found the word Docent. It is an Americanism. A brief survey of both Canadians and Americans,

most of whom were retired, indicated that no one could recall the word's use much before 1985. The word is surprisingly worthy, for its roots are firm and well founded in the Latin word "docere": to teach.

So whether one is a greeter, a guide, a volunteer or a docent, the responsibility is real and is that of a teacher, - a leader through the tortuous prickly maze of knowledge - a mapmaker of the route to the wisdom. Oddly it is our charge too, to the students, the residents and our fellow health care specialists.

My musings and my trusty guide (the Concise!) took me from Rome to Greece where the origin of pondering or musing lay. In fact or perhaps fiction, there were nine muses, each of whom presided over a particular art. Science was not big then. Their names and areas of specific management responsibility were as follows: Clio (not CLEO!) of history; Euterpe of lyric poetry (flute accompaniment); Melpomene of tragedy; Calliope of epic poetry; Terpsichore of choral songs and dance; Erato of love poetry (lyre accompaniment); Polyhymnia of sacred poetry; Urania of astronomy; and Thalia of comedy.



Many places were dedicated to this nonet, including the Valley of the Muses. Gatherings and games began on the Eastern slopes of Mount Helikon as the Mouseai festivals in the sixth century B.C. Schools created shrines to the muses called mouseions from which both the modern word and concept of museums derived.



It is then to the Ancient Greeks that recognition be given for the concept and creation of museums. These are invaluable teaching resources. Their format changes and gathers sophistication as modern technology is adopted. Whether it be the Hunterian Museum, the Healthcare Museum of Eastern Ontario, the collection of plastinated specimens, glass slides or Web Digitized Slide collections.... all represent a distillation of knowledge based on cases past, selected and developed for teaching merit.

As for Muses, I think we, as pathologists, should claim one of equal standing to the other nine. The tenth muse shall be called Pathos from the Greek root meaning suffering, and *She* shall serve as our guide in the diagnosis of disease.

My amusement or interest in trifling matters has meandered from Muses to Museums and from guides to docents and to the contributions and value of the past to our current state of understanding. And we have the Ancient Greeks to thank for that.

## Postgraduate Education

### GENERAL PATHOLOGY RESIDENCY PROGRAM RE-ACTIVATED!

After a year of hibernation (officially designated by the RCPSC as "status inactive") the General Pathology residency training program at Queen's is active again with the arrival of Dr. Pat (Patricia) Farmer.

Dr. Farmer is no stranger to Queen's University and the Kingston area. An experienced family physician who has practiced with her husband (Dr. Don Koval) in Picton for the past 10 years, she completed both medical school and Family Medicine residency training here at Queen's, after receiving an undergraduate BA degree (with distinction) in Chemistry, also from Queen's. Dr. Farmer applied for and successfully received funding through the 2000 MOH/OMA Re-entry Program for residency training in laboratory medicine. She joined the General Pathology training program on

July 1, 2000, at the PGY2 level and is currently on the autopsy service. With the family home in Picton (2 daughters), Dr. Farmer is commuting daily (2 hours round trip). On behalf of the faculty and staff of the Pathology Department, welcome Pat, both to the General Pathology residency program and back to Queen's.

D. Hurlbut

## Sing A Song!

It was suggested to me to submit some of my song parodies to the pathology newsletter. If you feel they are suitable, feel free to run them.

(Jim Gauthier)

[Ed: Boy will I ever!]

### To the tune of "To All the Girls I Loved Before"

To all the veins I poked before,  
Those outpatients came through my door,  
I stuck the needle in,  
I even start to grin,  
In hopes I can do these pokes some more.

To all the holes I made that leaked,  
That damn outpatient must have peeked.  
I asked them to hold tight,  
If not their arm's a fright  
From bruises near the holes that leaked.

My 21 gauge needle is my weapon of choice,  
For the big veins of the forearm.  
The smaller veins can't hide from my poke  
A water bottle makes them warm.

(Repeat first verse in best Willie Nelson imitation).

Still to come:

Don't Want No Worms in Me (pick a blues riff)  
Goodbye MRSA (Goodbye Yellow brick road)

David LeBrun who received a three year award (\$92,640/year) from the MRC for his project entitled: Elucidation of Protein-protein Interaction Involving the N-Terminus of E2a.

David Lillicrap who received a three year award (\$81,000/year) from the MRC for his project entitled: The Molecular Genetic Basis of Type I vonWillebrand Disease.

Both Dr. LeBrun's and Dr. Lillicrap's grants were new grants which had a success rate of only 23%.

## Publications

*Amyloids: Tombstones or Triggers?*

**Robert Kisilevsky**

Nature Medicine 6(6), pp. 633-634, 2000.

*Immunoglobulin Light Chains, Glycosaminoglycans, and Amyloid*

F.J. Stevens and **Robert Kisilevsky**

CMLS Cellular and Molecular Life Sciences Vol. 57, pp. 441-449, 2000.

*Treatment of Conjunctival Mucosa-Associated Lymphoid Tissue Lymphoma with Intralesional Injection of Interferon Alfa-2b*

Kevin Lachapelle, Rajinder Rathee, Vladimir Kratky, **David Dexter**

Arch. Ophthalmol. Vol. 118, pp. 284-285, 2000.

*Using Computer Technology to Foster Learning for Understanding*

Elaine van Melle and **Lewis Tomalty**

Microbiology Education 1:1, pp. 7-13, 2000.

## Grant Awards

**Congratulations to:**

## Education

### Enrichment Mini-Course 2000

by Carla Cuthbert

During the month of May, Queen's University was again host to over 2000 visiting students who participated in the High School Enrichment Mini-Course (EMC) program. The aim of the EMC program was to expose gifted high school students to a wide variety of disciplines (a total of over 50 courses this year) and to give them some insight into the life-style of University students. This endeavour was organized by the Division of Continuing and Distance Studies and is increasing in popularity among the participating school boards.

Three new courses in the area of Health Sciences were offered this year, bringing the number of courses available in this field to eight. Of relevance, the **Cancer Research** course was taught by Mario Muredda and Deborah Greer while the new **Molecular Biology: Genetics** course had Suzan Abu-Abed and Glen Maclean as its instructors.

**Pathology: An Inside Look**, was the most sought after course this year and was again co-instructed by Carla Cuthbert and Drs. Tim Childs and Jason Sack. Each week, forty-five students were rotated through either large group or small group sessions, covering aspects of cell injury and the fundamentals of inflammation and repair. The students had significant hands-on exposure to relevant pathology specimens and learned the steps involved in the processing of surgical samples, taking patient histories and performing autopsies. Genetic disorders were also explored and this was followed by engaging discussions on ethical issues surrounding various advances in Biotechnology.

Guest speakers included Dr. Ford and her riveting talk on Forensic Pathology while Dr. LeBrun and Dr. Rossiter both provided insights on being both a Pathologist and Researcher. Students were also able to visit the Anatomy Museum, the Autopsy Suite and had a brief tour of the Richardson Research Laboratories.

Based on suggestions from last year's students, two new segments were offered. Lloyd Kennedy was asked to do a demonstration on brain-cutting and this was the first exposure the students had to handling specimens. A segment called Team Medicine was also introduced this year and featured Dr. Jen Carpenter (Emergency Medicine), Dr. Mike Rooney (General Surgery) and Dr. Annette Polanski (Radiology). The aim here was to demonstrate how each of the different specialists in the hospital interact and participate in the diagnosis of a patient who comes in through the Emergency Department.

It was a thrill to again be a part of this teaching experience as we explored new avenues to relay the importance of what we do as Pathologists, Geneticists and as Basic Researchers. The challenge is always to use teaching modalities that would captivate the audience and engage them in the learning experience. Altogether, the courses were enjoyed by all, students and instructors alike, and all the instructors wish to again thank everyone who helped to make these two weeks a success.

**J**obs Available  
**St. Michael's Hospital/University of Toronto**  
**Anatomic Pathologists**  
St. Michael's Hospital, a Catholic tertiary care teaching hospital, in downtown Toronto, affiliated with the University of Toronto, is recognized for its excellence and leadership in the prevention and treatment of heart disease, prevention, treatment and rehabilitation of trauma victims, and inner city health. Through the new Wellesley Central Site, it is also a recognized leader in the care and the treatment of people living with HIV and AIDS and cystic fibrosis. We are a values driven organization committed to patient care, education and research. To our staff we offer a comprehensive benefits package, educational support and opportunities for professional development.

The Department of Laboratory Medicine and Pathobiology, Division of Pathology is recruiting two full-time academic anatomic pathologists. Expertise in the following areas is desirable: gynecologic pathology, gastrointestinal pathology and cytology. Commitment to develop independent and/or collaborative research activities is an important determinant. The selected candidate will be involved in teaching activities and be eligible for appointment at the appropriate academic rank in the Department of Laboratory Medicine and Pathobiology at the University of Toronto.

Applicants must have the FRCPC qualifications in Anatomical Pathology or equivalent and must be eligible for licensure in the Province of Ontario. Applications including Curriculum Vitae and 3 names of references should be sent on or before **2<sup>nd</sup> October, 2000** to Dr. Linda Sugar, Acting Chief, Department of Laboratory Medicine and Pathobiology, Division of Pathology, St. Michael's Hospital, 30 Bond Street, Toronto, ON M5B 1W8, Tel: 416-864-5858; Fax: 416-864-5648; E-Mail: [sugarl@smh.toronto.on.ca](mailto:sugarl@smh.toronto.on.ca).

### **University of Toronto**

#### **Faculty Positions**

The Department of Laboratory Medicine and Pathobiology, Faculty of Medicine, University of Toronto (<http://www.utoronto.ca/LabMedPathobiology>) is seeking applicants for six full-time faculty positions either non-tenure or tenure-stream at the rank of Assistant Professor available July 1, 2001. We are particularly interested in individuals working in the areas of molecular and biochemical mechanisms of disease and in biotechnology. Two of these positions are directed exclusively at candidates working in the broad area of microbiology including virology and parasitology. Candidates must have an MD or a PhD degree or equivalent, have completed significant postdoctoral training, and have an established track record of high quality research. Exceptional candidates with established funded research programs and a rank of Associate Professor may be considered as well.

Teaching experience at the undergraduate and graduate level is an important asset.

The successful candidate is expected to participate actively in graduate and undergraduate teaching programs, maintain a well-funded independent research program and interact with other investigators at the University campus and the major affiliated teaching hospitals.

Applicants should submit curriculum vitae, description of their research accomplishments and the focus of their planned research program and the names of three referees by **2<sup>nd</sup> October, 2000** to the Chair, Academic Search Committee, Department of Laboratory Medicine and Pathobiology, Faculty of Medicine, University of Toronto, Room 110, 100 College Street, Toronto, Ontario, M5G 1L5.

### **Red Deer, Alberta**


The David Thompson Regional Laboratory (DTRL) is seeking a full-time Pathologist; however, until this position is filled, we welcome applications for an immediate locum. You will work with a group of five Pathologists and one Clinical Chemist to provide services in anatomic pathology, hematopathology, microbiology and chemistry. AP skills are essential and a special interest in cytology, or one of the clinical disciplines, would be an asset.

You have general or anatomic pathology credentials and are registered or eligible for registration with the College of Physicians and Surgeons of Alberta. The current compensation is in accordance with the Alberta Medical Association recommended salary grid for pathologists. The DTRL employs approximately 150 people and provide laboratory services for the David Thompson Health Region (DTHR) with a main laboratory situation at the Red Deer Regional Hospital Centre and 12 satellite laboratories in surrounding communities of the DTHR.



## HelpDex

shane\_collinge@yahoo.com



If you are interested please send your resume and the names of three references to: Dr. Douglas Sawyer, Regional Chief of Laboratory Medicine, David Thompson Health Region, Red Deer Regional Hospital Centre, 3942 - 50A Avenue, Red Deer, Alberta T4N 6R2. Phone: 403-343-4712. Fax: 403-343-4877, E-mail: dsawyer@dtlr.ab.ca

## Grants and Such

Grants have grown to such a huge page of the newsletter that we have split them off into a **separate supplement** to the newsletter. All researchers & faculty will receive the supplement as well as any one else who wants it. Otherwise the rest of the subscribers get everything but.

There are 19 pages for July.

These are available on our web site:

<http://www.path.queensu.ca/queens/grants.htm>

## Richardson Research Seminars

Summer Term 2000

Tuesdays at 4:00 pm, Richardson Amphitheatre  
Cancelled for the summer. Back in September.

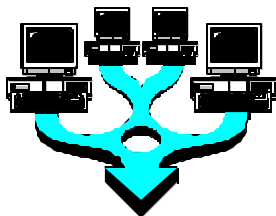
© 1996 Randy Glasbergen. E-mail: glasbergen@aol.com



"Warning: If you keep your web browser at Hot Site of the Day for too long, your computer may overheat. If this happens, link immediately to Cool Site of the Day."

# N

## etwork News



### Anti-virus software:

We have finished replacing the old Dr. Solomon antivirus with the new Norton antivirus software on all dept workstations.

The new one has two parts similar to the old software: a **watchdog program** that monitors all the files you open and a **once-a-week drive** scanning program to thoroughly check all other files.

### Profiles:

Your user profile is a collection of settings specific to your Pathnet Windows NT user account. This includes things like drive mappings (drive F, Drive G, etc), connected printers (eg Doug216, Rich202, etc), to which wallpaper you have and which icons are on your desktop.

One of the recent enhancements has been to copy your profiles from your local workstation to the network file server Richlab1. The intent here is to give any user who has to logon to another physical workstation the custom environment they are used to.

So if your computer catches fire and you really really need to check the latest Dilbert cartoon, you should be able to log on to a nearby workstation as yourself and be able to accomplish this task without any outside assistance.

Normally you will be using the network stored profile, but sometimes the local version will lose synchronization and when you log in you may see a pop up message asking you to choose your local profile as the network one is older. The normal response to this is to answer "no". When you next log off the two versions will synchronize again.

### Server Hardware Upgrades:

Richlab1, Richlab2, and the Web server have all had Hard Drive Upgrades over the last month. These newer drives give us more capacity, faster access and hopefully long life spans.

### Network CDROMs:

The CDServer1 machine now has the capacity to serve up to 9 CDROMs. Currently only 3 are "in use". If you have any suggestions for CDROMs that would benefit the department and its users by being online and accessible to everyone, please let me know.

One that comes to mind might be the Canadian Medical Directory.

Our attempts are linking our **MS Exchange Server (Richlab2)** with the KGH Exchange server continue to fail but we haven't given up yet. More attempts will occur through July. Once this happens we should enjoy real-time KGH address book access as well as some public folder documents.

The **Library Database Project** has made great strides in the last month. It was converted entirely over to an MS access database format and once testing is done in early July, will be rolled out across the department.

### Article Submissions

**SUBMISSION DATE:** Pathology News will be mailed to all faculty, housestaff, graduate students, and anyone who requests it on the Friday following the first Monday of the month. The next deadline date for submission will be **Monday, August 14th**

**Send items (in order of preference) by: 1) email, 2) floppy disk, 3) paper mail, or 4) FAX.**