

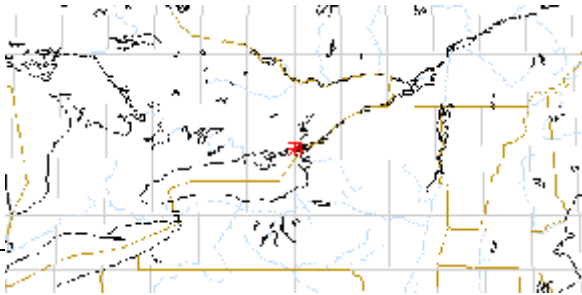
---

# Pathology News

---

Vol. 8#08

August 2001



---


## Publishing Info

Pathology News  
Department of Pathology,  
Richardson Labs  
Queen's University, Kingston, Ontario K7L 3N6  
Canada

Available in adobe acrobat format at  
<http://www.path.queensu.ca/>

Published monthly, Circulation 150  
For article submissions

<mailto:newsletter@cliff.path.queensu.ca>; Newsletter, Dept of Pathology, Richardson  
Labs, Queen's University, Kingston Ont K7L 3N6  
or FAX to 613-533-2907  
or email to:  
[newsletter@cliff.path.queensu.ca](mailto:newsletter@cliff.path.queensu.ca)



We publish only that which is submitted! (There are no expense accounts and no reporters) If there is no news about your area that means we haven't received any!

---

## For Your Info

### MOST POPULAR ENRICHMENT MINI-COURSE AT QUEEN'S

Drs. Jason Sack and Carla Cuthbert would like to formally thank the Department of Pathology for its continued support of the Pathology Enrichment Mini-Course. Again this year, "Pathology: An Inside Look" was the most popular course among forty-eight course options available.

Jason and Carla co-instructed the Pathology course the week of May 14<sup>th</sup>, 2001. They hosted sixty high-achieving Ontario high school students from both private and public school systems. These grade 11 through OAC students were enthralled with a variety of departmental tours, large and small group sessions, and a series of guest speakers. Nevertheless, without question, the highlight remained the opportunity to handle surgical specimens while sporting surgical gowns and gloves.

Dr. Sack, with a keen interest in medical education, wrote a curriculum document which outlined the ties between the course and the Ontario Ministry of Education's science curriculum, thereby ensuring a truly enriching experience for the students. As such, many students, independently and of their own initiative, prepared follow-up reports and projects which they presented to their fellow classmates at their respective high schools.



AML1/RUNX1 by the Leukemogenic Transcription Factor E2a-Pbx1".

**Dr. LeBrun** also received a KGH Clinical Research Grant Fund \$9,000 per year for one year Developing a Blood Test for the Distinction of CLL from Mantle Cell Lymphoma

Congratulations to **Drs John A. Samis** (Primary Investigator-Pathology) and **Michael E. Nesheim** (Co-Investigator-Biochemistry) for their recent grant award from The Bayer/Canadian

Dr. Cuthbert, with unwavering commitment, designed a web page to capture the memories of the week.

End-of-week student feedback forms overwhelmingly confirmed that the course not only promoted an appreciation for the realm of pathology but also fostered enthusiasm for science.

"It's been a privilege and absolute pleasure to share our enthusiasm for pathology...again, 'thank you'."

--Jason & Carla

Blood Services/Hema Quebec Partnership Fund. Their grant entitled: "Inactivation of Alpha-1-Protease Inhibitor During Clinical Disseminated Intravascular Coagulation and Experimental Sepsis" was awarded \$150,757 over a period of two years and was ranked amongst the top five of the grants funded this year by the Partnership Fund.

### **Queen's cancer researchers awarded \$1-million**

Queen's cancer researcher Susan Cole and her co-investigator Roger Deeley have received close to \$1 million in funding from the Canadian Institutes of Health Research (CIHR) to further their work on drug resistance in human tumour cells. The \$912,627 operating grant over five years represents a substantial increase in funding to their ongoing program in drug resistance, originally funded since 1985 by the Medical Research Council now known as CIHR. For details, see the Aug. 13 Queen's Gazette.

---

## **G** rants'N'Such

The Grant supplement will no longer be included in paper form. It will only be available from the website listed below:

<http://www.path.queensu.ca/pathnews/grants.pdf>

### **Funding Received**

**Dr. David LeBrun** received a 2 year grant of \$57,000/year from the Cancer Research Society Inc. for his project entitled "Transcriptional Repression of

# Richardson Research Seminars

Department of Pathology  
Seminar Schedule  
2000 - 2001

Winter Term

Tuesdays @ 4:00 p.m.

Richardson Amphitheater, Richardson  
Laboratory

DATE	SPEAKER
	Closed for the summer

## D r. Dexter's Corner

### PLASTICS, PATHOLOGY, AND ALFA ROMEO

It is some years ago that I saw the film, "The Graduate". It was a reflection of the times in America, an accurate slice of life though one might argue it's angle, depth, or direction. For a generation of us there was much to remember .... the Alfa Romeo and Katherine Ross being two that come to mind.

In one scene, an affluent businessman takes the naive and insecure young graduate aside and, as a gesture of magnanimous portent, issues forth his advice for a future career - in a word - "Plastics" suitably enunciated with full dramatic effect.



Was he right? Did this modern seer predict the future accurately? The answer is yes. Plastics are pervasive in Medical Care. From catheters, to IVs, to bandages - all are derived from the plastics industry.

In Pathology, we have developed a technique to render specimens more robust and easier to use as a teaching tool through the process of plastination. Formalin impregnated specimens are still widely used of course. Much has been learnt and taught through the wafting fumes. Those classic cases can now be preserved for the long term retaining their pliability and shape for generations of students to handle with perfect safety. Gradually going are the glass jar museum pieces sealed by a rim of black tar-like goo. Each weighed as much as a 20 pound barbell. Pathologists will have to find other forms of exercise.

The modern anatomical theatre has been developed and placed on show in Berlin. It closed on July 1<sup>st</sup>, 2001 so this notice is somewhat post hoc. This fascinating exhibit elicited both wonder and fierce discussion about the justification of putting dissected bodies on show.



One exhibit was of a horse and rider. Another was the drawer-man. Multiple cross sections allowed a unique perspective of one's inner structure, ("... is that where the term top-drawer came from?!).

The work of Blake Gubbins and now Troy Feener and the crew in the Department of Anatomy at Queen's, has been instrumental in bringing forth the New Age in Anatomic Theatre - a long overdue replacement from the famous museums of the 17<sup>th</sup> and 18<sup>th</sup> centuries in London, Leiden, Ingolstadt, and elsewhere.

So the rather sleazy entrepreneur in the Graduate was right. The future was and is "plastics". But why cannot I suppress the image of driving a convertible Alfa Romeo 1750 (the Graduate) with Katherine Ross as a pulchritudinous passenger?

*Ref: Gunther von Hager's Korperwellen (Body-Worlds): The Fascination of the Genuine. Lancet 357:1891-1892, 2001*

DFD:mc

## A VERY VERY SMALL THING

**Definition:** Nano (n):  $10^{-9}$  or a billionth of a metre.

Actually, a billion is rather a loose and sloppy number. I grant you it probably matters little as it is, even if ascribed to Canadian dollars, a huge number. One can choose between a million million ( $10^{12}$  Canadian \$) or a thousand million (a mere  $10^9$  Canadian \$) and still use the same numerical number of a billion. Very peculiar! With that much slop in numerology, perhaps two plus two could equal five.

At the other end of the spectrum, at the atomic and molecular level, a new technology is emerging with profound implications and opportunities. Nano technology represents a blend or marriage of chemistry and engineering. It allows for molecular manufacturing, building things one atom at a time using programmed microscopic machines with robotic arms.

The potential of this new field was recently visioned (an application of new-speak) by Dr. Carty, an honoree at a recent Queen's Graduation. There is nothing new under the sun as the concept was clearly alluded to by the Victorian mathematician, Charles L. Dodgson, writing under the pseudonym of Lewis Carol (Alice in Wonderland to the uninitiated!). The controller, a caterpillar no less, was exactly three inches high, and according to his instructions, height adjustment could be achieved by simple selection and sampling of opposite sides of a mushroom. Other foods were also capable of shrinking or enlarging the consumer. A similar theme some centuries ago was espoused by Jonathan Swift, an Irish writer, as he described Gulliver's travels in Lilliput. It was published anonymously in 1726. Perhaps in part because of the radically imaginative content.

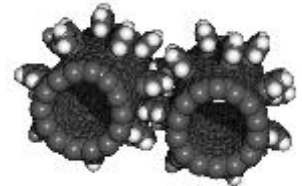


Both of these writers limited their size reduction to where they felt there was retained or residual reality. Doubtless Science Fiction literature has gone beyond that, but I am less familiar with that genre.



It is but a matter of degree. It is not quite *reductio ad absurdum*, but it is getting close. Carbon atoms have provided the backbone for the initial development of Nano machines and new terms and structures abound. Bucky balls, Nano gears, and nano tubes and pipes blended with a variety of molecules, provide a new generation of Meccano parts. Advances in computer design, material manufacturing, and an enormous range of application in the biologic world are on the verge of happening. These tiny machines may be capable of duplication and have enormous capacity for work output at less than union rates. From simple material production, to reconstruction of damaged tissue, the horizon is as wide as one's imagination for their future role.

Potentially, not only would health testing and monitoring move away from the laboratory, the means to correct disorder may be provided by this new technology within our very bodies.



Some time ago, I hoped for a more powerful microscope but, alas, it did not appear. It is clear, however, that we are beginning not only to diagnose abnormality at a molecular level, but are also beginning to gingerly explore the atomic jungles, laying out trails and maps for others to follow. It is an exciting process, though not one I can see with oil-immersion.

I wonder if my high tech, carbon-fibre titanium/ceramic squash racquet could smash a Bucky ball or two? Instead of re-stringing with catgut, I should try a nanotube-based substitute, but would my serves really improve? Or, perhaps, we will see all this new 'molecules in action' on a future edition of National Geographic Explorer. It is another example of "watch this space"!

DFD:mc

## Jobs Available

### Queen's University Job Postings

The Department of Human Resources will be posting internal job vacancies on its website throughout the summer months to augment the Gazette's summer schedule. The website will be updated with new internal postings on the following dates: June 4, 2001; June 25, 2001; July 30, 2001; August 27, 2001.

Please go to the Human Resources website - <http://www.hr.queensu.ca/Jobs/intern2.htm> - on these dates to view the new internal job postings. Job postings will also be available in hard copy on the bulletin board at Human Resources in Richardson Hall.

### Jobs Available

#### SURGICAL PATHOLOGIST UNIVERSITY OF VERMONT COLLEGE OF MEDICINE

The Department of Pathology at the University of Vermont College of Medicine seeks a pathologist with expertise in Surgical Pathology for a clinical track position at the Assistant or Associate Professor level. The applicant must be Board eligible/certified in anatomic/clinical or anatomic pathology. The applicant should have a desire to teach, carry out clinical research and

have strong diagnostic skills. The Division of Surgical Pathology at Fletcher Allen Health Care processes approximately 27,500 specimens per year. Salary commensurate with qualifications and experience. Applications are encouraged from women and individuals of diverse racial, ethnic, and cultural backgrounds. Applications will be accepted until the position is filled; however, we strongly encourage the submission of material by October 1, 2001. AN EQUAL OPPORTUNITY/AFFIRMATIVE ACTION EMPLOYER.

Please send your curriculum vitae and three references to: Lisa Kapoor, Physician Executive Assistant, Division

of Anatomic Pathology, University of Vermont College of Medicine, Burlington, Vermont 05405. e-mail: [lisa.kapoor@vtmednet.org](mailto:lisa.kapoor@vtmednet.org). phone: 802-847-5932; fax: 802-847-9644


### McGill University

The Department of Pathology, McGill University and McGill University Health Centre (MUHC) invite applications for a full time staff position in Gastrointestinal Surgical Pathology. The position is open to new graduates and experienced pathologists with special interest or expertise in gastrointestinal liver and pancreatic disease. The successful candidate will participate in general diagnostic work and the teaching of medical students and residents. Opportunity for collaborative or independent research is available. Candidates should be certified in Anatomic Pathology by the Royal College of Physicians and surgeons of Canada, the College des Mediciens du Quebec and/or the American Board of Pathology.

Please send letter of application, recent curriculum vitae and names and coordinates of at least 3 referees by October 31, 2001 to: Dr. Carolyn Compton, Professor and Chair, Department of Pathology, McGill University, 3775 University St., Room B15, Montreal, QC H3A 2B4. Tel: 514-398-7192, ext. 7194; Fax: 514-398-7446; e-mail: [compton@med.mcgill.ca](mailto:compton@med.mcgill.ca)

---

## N

etwork News

---

### Email Traffic:

July 1995: 1486  
July 1997: 3900  
July 1999: 12222  
July 2000: 17984  
July 2001: 22579

The above lists the number of pieces of email in and out, and in general, they are getting bigger as more and more people send more and larger attachments.

### Pegasus Mail v3.12c Email Tips

The current version of Pegasus came out on February 24<sup>th</sup>, 2000 and we were using it shortly after that. It has been extremely stable and has most of the features we have come to expect in an email system. We are now expecting v4.0 to come out for testing in early September.

### MS Office 2000 Updates

Over the last 3 weeks we have upgraded all of our departmental licenced MS office suites from Office 97 to Office2000. The single biggest issue was users inside KGH sending us office2000 formatted documents attached in email and we being unable to view/convert them. The last upgrade was performed in the 2<sup>nd</sup> week of August.

For the most part the upgrades have gone well. There are a few instances of MS-ACCESS (database) issues where some workstations could not be upgraded at this time but we'll be trying to fix that over time.

Now that the basic MS Office 2000 install has been completed, now the followup of no less than 4 large security and bug-fix patches.

### MS Outlook 2000 - CALENDAR

For the most part the calendar upgrade went fairly smoothly. No real new features were introduced, just a lot of behind the scenes fixes. One item to note is that a few people are using the outlook-exchange-outlook email system. Please remember that not everyone uses this, not everyone has it (as it is co-licensed with MS Office 2000 and less than 50% of workstations in the department have it). IF you are using it to send email to folks and are not sure if they use it at all, send email to

their FULL INTERNET email address, ie [kell@cliff.path.queensu.ca](mailto:kell@cliff.path.queensu.ca)



This will drop the mail into their "normal" email system and they will see it. If it is sent to their Outlook email system chances are they will not notice it!

In any event, MS Outlook is still the cause of most email viral outbreaks that you hear about in the media and for every patch Microsoft puts out, it is months late and there are always other security holes that they have ignored. My recommendation is still to NOT USE MS Outlook for email unless there is some overriding reason to.

### LISImage

The digital image web site is up and running at <http://lisimage/>

Date	#cases	#photos	Total Mb
2001 August 7 <sup>th</sup>	1501	5849	5400
2001 July 3 <sup>rd</sup>	1414	5452	4800
2001 June 06 <sup>th</sup>	1307	4948	3000
2001 May 03 <sup>rd</sup>	1224	4520	2300
2001 April 06 <sup>th</sup>	540	2603	1059

### Server Uptimes

(All of these servers underwent hardware upgrades)  
 Web Server up 27 days,  
 CD Server up 27 days,  
 LISImage up 28 days

### Laptop #2

A 2<sup>nd</sup> departmental laptop equipped with ZIP Drive will be entering service before the end of August. It will be booked in the same way as Laptop #1 and is already on the OUTLOOK calendar system.