
Pathology News

Vol. 10#03

March 2003

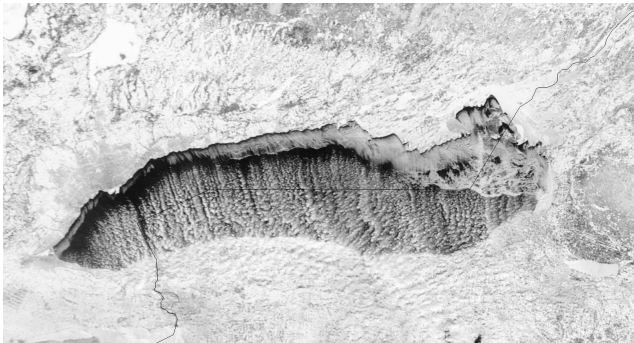
Publishing Info

Pathology News
Department of Pathology,
Richardson Labs
Queen's University, Kingston, Ontario K7L 3N6
Canada

Available in adobe acrobat format at
<http://www.path.queensu.ca/>

Published monthly, Circulation 150
For article submissions

[mailto: Newsletter, Dept of Pathology, Richardson Labs, Queen's University, Kingston Ont K7L 3N6](mailto:Newsletter, Dept of Pathology, Richardson Labs, Queen's University, Kingston Ont K7L 3N6)
or FAX to 613-533-2907
or email to:
newsletter@cliff.path.queensu.ca



A day in the life of Lake Ontario in early 2003
March

For Your Info

We have matched two candidates who will be starting as PGY1 residents in the Department of Pathology; Manduch Marosh, from the University of Toronto from the CaRMS match and Navid Liaghati Nasser, from the University of Western Ontario from the OIMG mini match. These are both very high quality candidates and we are delighted that they will be joining us in the summer.

DR. CAROLINE ROWLANDS

Director of Postgraduate Education, Director of
Cytopathology,
Department of Pathology
Kingston Hospitals & Queen's University

Please join me in welcoming our two summer students Ms. Tara Lohmann and Mr. Wai-Ben Wong. Tara and Wai-Ben are both first year medical students and will be working in autopsy and surgical pathology starting in May.

D. Dexter

Followup on the Big Ice Story:

The new ice machine has arrived and was installed in Rich509.. Just in time for the great snow melt coming in mid-March!



New Space for Tissue Bank

The Department, along with the NCIC Clinical Trials Group, has moved its tissue banking activities from RichLabs



402 to two rooms (528-29 – the old histology lab and secretary pool) in the Douglas wing of the Hospital. This expansion will allow us to keep up with the number of new clinical trials that incorporate patient consented banking of archival and frozen tissue, plasma/serum, as well as urine. It will also give us space for any future tissue banking projects.

This move has logically resulted in the relocation of Troy Feener's office space to Douglas 529, where he can more easily run the bank. There has been no change to his phone number or to his departmental duties as Safety Officer for Richardson Labs.

Faculty of Health Sciences Annual Reports and Appraisals

Clinical Faculty Annual Reports are due in the Faculty Office March 28, 2003. Barb Latimer will be setting up appointments with Faculty to meet with Dr. Young the week of March 17th to 21st. Dr. Young requires your annual report and cv submitted in **duplicate** to his office at least the day prior to your appointment. The annual report form can be found on the Faculty website: <http://meds.queensu.ca/information.html#policy>.

The M. Daria Haust Trust Fund Application: Opportunities for Special Travel

Applications are once again invited for the above mentioned fund. The Terms of Reference are to provide educational leaves for faculty members with primary appointments for continuing education and research. The Committee of Robert Kisilevsky, Dave Lillicrap and Susan Cole will focus on those leaves which will enable

faculty to significantly increase their expertise in a particular area or to learn a special technique. These funds will be seen as supplementary to existing travel and research funds and can only be expended by the individual faculty member.

The application should consist of a one page letter defining the purpose of the trip and the value to the individual faculty member and to the department and a separate detailed estimate of the expenses. Applications may be made now for the academic year 2003-2004 and should be submitted to my office by **April 25th**.

The maximum single grant this year will be \$5,000.

From I.D. Young, MD

Queen's Human Resources Info

I am writing to advise of changes to the way in which Human Resources advertises staff employment vacancies for members of General Staff and CUPE Local 254. Research, Grant and Contract positions, and CUPE Local 229 positions are not affected by these changes.

Late in 2001, the Gazette asked Human Resources to look at ways of reducing the amount of space used in the Gazette for employment advertising. At the same time, we were reviewing our own procedures and looking at ways we could improve employment services to staff and departments. One of the most common complaints Human Resources receives is that job postings follow the Gazette publishing schedule which makes it difficult for departments to fill vacancies as quickly as they would like. In the summer, job vacancies are already primarily posted on the Human Resources website because the Gazette summer publishing schedule reduces from bi-weekly to monthly.

As a result, we have agreed to make the following change: in the next Gazette, job advertisements will be reduced to contain the following basic job information: competition

number, job title, salary grade and minimum and job family, terms (eg. continuing or term and percentage of time), and department. Individuals who are interested in getting more details about a job will be directed to the HR website at www.hr.queensu.ca. where those details will be posted. For you and your administrative staff, it will become even more critical to have position summaries completed and graded by Human Resources prior to posting the job on the website, because in many cases, this is the document from which employees will get job detail. An electronic version of the completed and authorized position summary will be needed.

Over the next year, HR will closely monitor this first phase of change and if it is working well, jobs will then be moved to a weekly web-based advertising schedule, apart from the Gazette. This will allow departments to fill jobs faster and employees to have a consistent date to check for postings on the web.

We are sure that these changes will be positive for both employees and departments. However we are phasing in the use of the web to ensure that general staff members are comfortable with the new format before moving away from the Gazette entirely.

Please note that staff will also be receiving a separate notification of these changes including a listing of public computer sites.

Should you have any questions about the above changes, please do not hesitate to contact me at 74803.

Julie Mekarski
Manager, Employment, Planning and
Development, Queens

Grants'N'Such
The Grant supplement will no longer be included in paper form. It will only be available from the website listed below:
<http://www.path.queensu.ca/pathnews/grants.pdf>

Pathnet Tips

1. Log out of your computer workstation at night. The network "kicks you off" at midnight for maintenance (backups, virus scans, etc) and if you are still logged on when that happens, many programs will not be working in the morning for you (eg Pegasus mail, outlook, word perfect).
 2. Leave your computer logged out but powered up so that automatic virus data file updates can occur in the early morning hours.
 3. Have a non-simple password. Many of the new viruses we are seeing attempt to break into your account by trying simple passwords (eg "123456" or "asdfgh" or "password"). Use letters and numbers in your password (at least 6 characters) and don't use "dictionary words" ie any word that occurs in a dictionary. I like to use two words with numbers in the middle, eg foxy829bat.
-

Dr. Dexter's Corner

Canada Faces Pathologist Shortage
By Nancy Carr
TORONTO/The Canadian Press

It's a rare medical student who prefers cancerous cells, bodily secretions and corpse over newborn babies and patients on the mend. But that special breed of doctor is in high demand across Canada, as pathologists reach retirement age without newcomers ready to fill in. "There are shortages in quite a number of areas of medicine that are starting and becoming more acute," said Dr. James Young, Ontario's chief coroner. "One of the areas where we're becoming acutely aware that we're running into shortages is in pathology in general ... That problem is obviously more acute when you take it to the sub-area of forensic pathology."

Young has just returned from a week in Chicago for a meeting of the American Academy of Forensic Science, which warned the problem is continent-wide. A shortage of pathologists - doctors who study diseases - means longer delays in diagnosing and treating sick patients. Fewer forensic pathologists and coroners, meanwhile, mean delays in getting justice or answers for families who have lost a loved one. Doctors blame the shortage on comparatively low pay and a dearth of medical-school training in the field of pathology. A December 2002 pay increase for provincial coroners and pathologists of about 21 per cent, which brought the chief coroner's salary to \$232,800, hasn't put Young's mind at ease. "That put [government workers] at the acceptable bottom end of where pathologists are at," he said. Since the raises, retroactive to June 2002, were announced, none of the doctors in his stable has left for the private sector, Young noted.

But even doctors who choose to pursue pathology at a hospital or at a private-sector laboratory get paid "almost chicken feed," said the University of Toronto's Dr. Jagdish Butany. Medical students are aware of that, Butany said. Pathologists in Ontario earn about \$180,000, said Dr. Murray Treloar, chair of the professional affairs committee at the Ontario Association of Pathologists. Colleagues who specialize in dermatology, however, earn an average \$294,000 a year, while urologists earn about \$330,000 and ophthalmologists about \$400,000, the Canadian Institute of Health Information reported in 2001.

Despite their altruism, medical students take their earning potential into consideration because young doctors are often \$80,000 to \$100,000 in debt when they start practising, Treloar said. Another reason for the shortage is that medical students are given "very, very little exposure to pathology and even less to forensic pathology," Butany said.

To address the lack of exposure, several dedicated University of Toronto pathologists and residents decided several years ago they needed to start promoting the specialty. "We decided we were going to go out and tell students what pathology is," Butany said. "We had after-lecture sessions where we talked to them about what a pathologist is and what a pathologist does." The university succeeded in filling its four positions for pathologists in training, but Butany said the field still lacks incoming doctors.

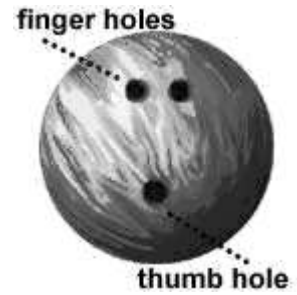
Not even TV's glamorized coroners - Crossing Jordan's sexy Dr. Jordan Cavanaugh or Dominic Da Vinci from the CBC show Da Vinci's Inquest come to mind - have had much impact. "Pathology in general has had trouble attracting people," said Young, citing windowless basement laboratories that smell of preserving chemicals as a major deterrent.

THE GREYING OF PATHOLOGISTS, ALOPECIA, AND DEPRESSION



Not a bowling ball

A previous article on the aging population within the Pathology Department commented on both the hair colour of individuals and on the degree of alopecia. Predominantly, these findings were restricted to the males in the department. There has been some progress since then. One Pathology Assistant, whose hairless dome dangerously reflected the ceiling lights in the Conference Room, has moved on. The two most recently freshly-hatched pathologists, however, have not contributed greatly to



Bowling ball

the resolution of the problem in that some hair loss has been detected in one and a tint change unrelated to seasonal fur colour adaptation has been noted (e.g. snow shoe hair) and greyness has begun to predominate.

Whatever is driving the process in the Pathology Department, it must be regarded as a mild “out” break. From the science perspective, it is a “polygenic” disease and, for the most part, reflects our family heritage. One has noted, however, that there are a few direct occupational links, more specifically, to certain sports. Close to 75 percent of NBA players are hairless. To date, no studies have been undertaken to determine cause, in part because the direct linkage may have been overlooked. My hypothesis links height with scalp blood flow. As the average height of a basketball player nears two metres plus, so does hairlessness predominate. A simple measurement (head-heart) tells most of the story. Lack of follicular blood flow presumably results in follicular atrophy and fall-out. The result is often not pretty. Neck and scalp corrugations resemble a bulldog’s nape.

⁽¹⁾From Mumbai, India comes a useful study by S. Singh, "A Clinical Study of Relationship between Balding, Colour-Blindness, and Mood Disorders". Three hundred and seventy-one mental patients were studied and over half (56.6 percent) of the men with mood disorders were bald. The suggestion was made that baldness as a factor could serve to distinguish mood disorders from other psychiatric problems such as schizophrenia.

So there it is! Could it be that half of the department’s balding males are depressed? ⁽²⁾Would a testosterone patch benefit? (see separate update ‘Alopecia and the need for treatment’). Would the patch gel work better more directly applied to the scalp? At the very least, this target group should be screened, counselled, and treated.

The one truth out of all of this is we are not crazy – maybe depressed – but not crazy!

David F. Dexter,

References:

- (1) Stitches, January 2003, Page 45.
- (2) Bloomberg News

A SIGN OF THE TIMES

There is more money being spent on Viagra and breast implants than Alzheimer's research. This means that by 2020, there should be a large elderly population with perky boobs and huge erections and absolutely no recollection of what to do with them

ALOPECIA AND THE NEED FOR TREATMENT

A recent study published in the American Journal of Psychiatry indicates a new approach to treating depression in men. A testosterone replacement gel allowing transdermal absorption may improve mood, anxiety, and libido where the usual antidepressants have failed. One hopes it cannot be mistaken for the wife's, nitroglycerine, or nicotine patch. That might be quite interesting! No studies showing the effect of Rogaine use in influencing mood swings were reported.

Seeking Employment

I'm a student here at Queen's University in my third year of Life Science. I'm contacting you to inquire about the possibility of summer job in your lab. In high school I completed a co-op placement at the London Regional Cancer Centre that was arranged by Dr. James Koropatnick at the University of Western Ontario. I assisted Dr. Randy Berg with tissue culturing, data entry, and western blots. I have taken courses in neuroscience, neuroanatomy, biochemistry, microbiology, and pharmacology. I would like the opportunity apply the knowledge that I have learned here at Queen's University. If you are interested, I will send you a copy of my cover letter, resume, and transcript upon your request. Thanks, Charlene Stirling

Robyn K. Hurst, RLAT (P), RVT
100 Cameron St. Kingston On. K7K 4R8 (613) 547-9509
rkhurst@sympatico.ca

I am a recent graduate of the Veterinary Technology program at St Lawrence College and I am currently seeking employment in a interesting and challenging position that will develop my skills. With the completion of my formal training I was able to obtain professional registration with both the Ontario Association of Veterinary Technicians and the Canadian Association for Laboratory Animal Science. I was hoping that you would be so kind as to forward this application on to others in your department who may have an opening for a veterinary research technologist.

I am a hard working, dependable person who enjoys using my abilities and is eager to develop new ones. I work well

independently and in groups as well I am able to interact with different personality types and age groups. I have experience performing techniques on a variety of species including cats, mice, rats to name a few. I also have experience on blood collection, handling techniques etc. on mice and in my third year at St. Lawrence I served as a Peer Assistant in our mouse lab where I helped second year students learn the techniques. As well I was a Peer Assistant and Peer Tutor in the first year laboratory animal techniques course where I assisted the students with handling, restraint, health checks and injections in rabbits and rats. In order to obtain the veterinary technology diploma, I attended work placement and I performed my research component with Queen's University in the Department of Pathology where I worked with the hemophiliac dogs and mice. As well during my final year at St. Lawrence I completed the Laboratory Animal Techniques III course where we learned more procedures on animals as well as got an introduction into cell culturing and some molecular techniques. As part of the Applied Research Techniques Course we were required to write a research paper regarding a technique we were introduced to and discuss it with regards to a specific application. I did my paper on the polymerase chain reaction and it's use for genotyping hemophiliac mice. I also completed a course in histotechnology where we learned the theory and basics of preserving various types of tissues.

Please contact her directly if you are interested in hiring her. See Barb Latimer for a copy of her CV. She can be reached at (613) 547-9509 or rkhurst@sympatico.ca.

J**ob Opportunities**

Job Opportunities

University of California, Davis

Candidates are invited to apply for a position at the level of Assistant Professor or Associate Professor, depending on qualifications. Applicants must have MD, and/or PhD degrees with postdoctoral experiences, a record of publication in mainstream journals, and enthusiasm for the investigation of human infectious diseases in animal models. Faculty members are sought whose research encompasses a variety of disciplines involving mechanisms of host-agent interactions during infections, mechanisms of oncogenesis by infectious agents, and/or development of preventive or interventional strategies for infections. Review of applications will commence immediately and will be accepted through May, 2003, or until the position is filled. Submit applications with letter of interest, CV, concise statement of present and future research plans, summary of teaching experience/philosophy, up to 3 representative reprints, and four references (including addresses, telephone numbers and e-mail addresses) to: Recruitment Committee Chair, c/o Center for Comparative Medicine, University of California at Davis, One Shields Avenue, Davis, CA 95616.

Sunnybrook & Women's College Health Sciences Centre

The Department of Anatomic Pathology is recruiting two full-time Academic Anatomic Pathologists. The appointee should have experience in surgical pathology with expertise or interest in either cytopathology, head and neck, gastrointestinal, breast, skin or gynecologic pathology. Experience in molecular pathology will be an asset. The candidate is expected to be involved in collaborative basic or translational research or develop his or her own research focus. The candidate should be eligible for an academic appointment in the Department of Laboratory Medicine and Pathobiology at the University of Toronto. Applicants must have FRCP(C) qualifications in AP and be eligible for licensure in the Province of Ontario. Please submit your CV and the names and addresses of three references to: Dr. W. Hanna, Chief of AP, Sunnybrook & Women's College Health Sciences Centre, 2075 Bayview Avenue, Room E432, Toronto, ON, M4N 3M5; fax (416) 480-4271.

St. Michael's Hospital

Applications are invited to fill the following 6 positions which involve various proportions of service, teaching and

research, all to be filled in 2003 excepting the Head of Clinical Chemistry which will be filled in 2005.

- **Head, Anatomic Pathology** – will possess leadership, administrative and teaching skills, expertise in anatomic pathology and potential to carry out collaborative and/or independent research.
- **Two Anatomic Pathologists** – will possess excellence in surgical pathology, teaching, and an ability to carry out collaborative and/or independent research.
- **Neuropathologist** – will possess excellence in neuropathology and the ability to carry out a research program in neurooncology.
- **Head, Laboratory Hematology** – will possess leadership, administrative and teaching skills, and expertise in molecular pathology and hematopathology. A clinical and research interest in coagulation and thrombosis is desirable.
- **Head, Clinical Chemistry** – will possess leadership, administrative and teaching skills, and expertise in clinical chemistry. An ability to develop a translational research program is desirable.

All of the positions require a valid MD degree and FRCP(C) qualifications, or an equivalent degree, and eligibility for licensure in the Province of Ontario. The Head of the Clinical Chemistry position may be filled by a PhD. Successful candidates are eligible for appointment in the Department of Laboratory Medicine and Pathobiology, University of Toronto, at an appropriate academic rank.

Applications must be submitted by 31st March-2003 or until positions are filled and accompanied by a CV and names and addresses of three referees, addressed to Dr. Serge Jothy, Chief, Department of Laboratory Medicine and Pathobiology, St. Michael's Hospital, 30 Bond Street, Toronto, ON M5B 1W8; Tel: 416-864-5972; Fax: 416-864-5648; E-mail: jothys@smh.toronto.on.ca

Alumni Corner

Congratulations to Dr. Robert More on the occasion of his 90th Birthday on December 16th, 2002.


Photos from the September 2002 Reunion:



Dr. Hedy Boutros with husband (l) and Dr. Mark Rieckenberg



Dr. (and Mrs.) Paul Manley, the former Chair.



Dr. David LeBrun and Dr. (and Mrs.) David Dexter



Dr. Iain Young, the new Chair at Queen's



Dr. Iain Young (right) and the senior faculty (Dr. Bud Kipkie and Dr. Howie Steele's back in white; Dr. Nate Kaufman and Dr. David Robertson's back in grey)



The three lady pathologists...(from l to r): Dr. Monique Arquint, Dr. Hedy Boutros and Dr. M. Daria Haust



Dr. William Corbett in conversation with Dr. Michael Rutherford. In the background Dr. Egils & Mrs. Edith Liepa (from Ottawa).

N

ews from
the PITS
(Pathology
Information Technology
Services)



News from the Net:

You think your spam problem is bad...

"AOL announced today (2003 March 06) that its spam filters hit the 1 billion reject mark for a 24 hour period. This is an average of 28 rejects per day per member. In addition, AOL spam engineers say they receive 5.5 million spam submissions each day from AOL users.

Hardware Upgrades

Library Workstation #5 now has a cdrom burner as well as a zip drive. CDR disks you will have to provide yourself.

Graphics (down in anatomical path) now has a sporting new 35 mm slide scanner and better software to control it. It has the capability to do microscope (glass) slides, batch scanning of negative strips and once the batch 35mm slide holder arrives, batch slide scanning as well.



LS4000 scanner

HOWTO: Storage Devices

Floppy Drive:

Drive Cost: \$25

Storage capacity: 1.4 Mb

Media Cost: approx \$0.50/each

Pros: virtually every computer has one

Cons: not all laptops have them, some incompatibility between drives, media has 1-4 year lifetime.

Not recommended for anything anymore.

Zip Drive:

Drive Cost: \$129

Storage capacity: 100mb Mb

Media Cost: approx \$5/each

Pros: usb tethered, fairly inexpensive

Cons: not all workstations/laptops have them laptops have them, some incompatibility between drives, media has 1-10 year lifetime.

Not recommended any more. Good in its time, but there are better solutions now.

CDROM writer Drive:

Drive Cost: \$100

Storage capacity: 650 Mb

Media Cost: approx \$0.50/each

Pros: much more storage capacity, media lifetime 10+ years, virtually all workstations have cdrom drives

Cons: takes time to burn

Recommended for personal data backup and archiving data.

USB Flash Drive:

Drive Cost: \$40 for 32Mb, \$500 for 512mb

Storage capacity: varies 32-1024 Mb

Media Cost: n/a

Pros: no power supplies needed, virtually all workstations and all laptops have USB ports, no drivers needed on newer operating systems

Cons: none to mention so far.

Recommended for personal use to transport temporary data

HOWTO: Departmental Laptops

The Department has two laptops that can be signed out by Faculty for teaching purposes. They are booked using the MS Outlook client on PATHNET workstations under "Laptop#1 and Laptop #2" in the Public Folders section.

They are stored under lock on Douglas 2 with the keys available from the secretarial office in Doug216.

There is also a signout book stored with the laptops.. Please remember to log the taking and returning of the laptops.

Laptop#1 Specs:

CPU: 233 MHz

Memory: 96mb

USB Port for flash drives (keyfobs)

Built in ZIP Drive (can be replaced with a builtin Cdrom drive with 1 days notice to Kevin)

No network capability

Software: MSOffice 2000 (Word, Excel, Powerpoint, Access), Corel Office 7 (Wordperfect, Quattro, Presentations), ACDC

Laptop#2 Specs:

CPU: 800 MHz

Memory: 128mb

USB Port for flash drives (keyfobs)

Built in CDROM drive AND external USB Zip drive

Built in network capability

Software: MSOffice 2000 (Word, Excel, Powerpoint, Access), Corel Office 7 (Wordperfect, Quattro, Presentations), ACDC