

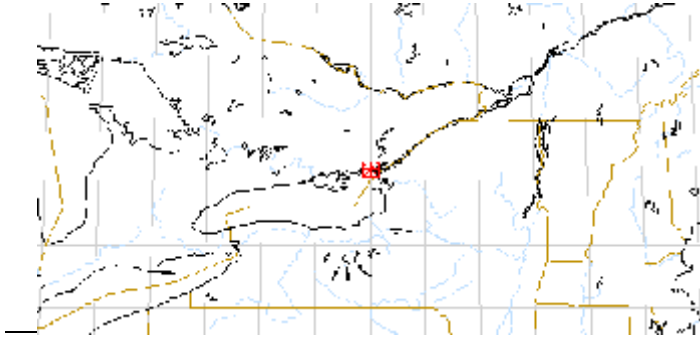
---

# Pathology News

---

Vol. 8#06

June 2001



## Publishing Info

Pathology News  
Department of Pathology,  
Richardson Labs  
Queen's University, Kingston, Ontario K7L 3N6  
Canada


Available in adobe acrobat format at  
<http://www.path.queensu.ca/>

Published monthly, Circulation 150  
For article submissions

<mailto:newsletter@cliff.path.queensu.ca>: Newsletter, Dept of Pathology, Richardson  
Labs, Queen's University, Kingston Ont K7L 3N6  
or FAX to 613-533-2907

or email to:

[newsletter@cliff.path.queensu.ca](mailto:newsletter@cliff.path.queensu.ca)



We publish only that which is submitted! (There are no expense accounts and no reporters) If there is no news about your area that means we haven't received any!

## From the Head

Dr. P. Manley

### 2000 - A Very Good Year

Each year we are asked to submit a lengthy report to both the Hospital and University detailing our activities and achievements in the previous year. The following are some of our more significant achievements.

#### A. Kingston Hospitals Laboratory

- a) Space and process re-engineering and re-equipping project in the Core Laboratory to replace seven workstations with two state of the art chemistry and hematology highly automated workstations funded from our operating budget. This will allow the existing staffing levels within the Clinical Laboratory Services to meet the increasing workload demands and provide support for QA, development and point of care testing. Project was completed in May 2001.
- b) Re-engineering the Rapid Response Laboratory at the HDH with equipment more appropriate to its function.
- c) Renovations to space on Douglas 4 to allow the consolidation of three genetics laboratories. Laboratory Geneticists and support staff from other areas in the Hospital and University. This move has provided for more flexible use of technical and support staff. At the same time it

allows better medical and scientific interaction for faculty on clinical matters and proximity to their research in Richardson Laboratories.

- d) Careful modification of the reporting procedures from the Laboratory Information System to improve the surety of paper report delivery.

## B. New Hospital Funding

- a) MOHLTC funding for predictive genetic testing for breast and ovarian cancer.
- b) Ministry of the Solicitor General contract for a Regional Forensic Services Centre.

## C. New Testing

- a) Introduction of rapid, on-site influenza virus testing.

## D. Outreach

- a) Renewal of the referral testing contract with Lakeridge, Peterborough, Lindsay, Port Hope and Cobourg region until the end of 2001.
- b) Transfer of Federal Government referral for Canadian Forces Base Kingston from MDS Inc..

## E. Queen's

- A) Education
  - i) Educational course on introduction to Pathology and molecular genetics given by two residents and a graduate student, most popular amongst all courses offered by Queen's to exceptional high school students this year.
  - ii) Dave Dexter - Phase I Aesculapian Award for excellence in Teaching.

- iii) Chris Collier - Canadian Society of Clinical Chemistry 2000 Award for Education Excellence.

## B) Research

- i) Neurochem, a Biopharmaceutical Corp. developed from the research of Robert Kisilevsky, went public on June 15, 2000 with the largest Biopharma IPO to date in Canada.
- ii) Dr. Bob Kisilevsky was the first Ontario recipient of the Bill and Linda Gates Foundation with a grant of \$750,000 US for the innovative therapy of malaria.
- iii) David Lillicrap, five year group grant in Hemostasis, Heart & Stroke Foundation of Ontario.

## C) Other Faculty Achievements

- i) Susan Cole - Fellow of the Royal Society
- ii) Samuel Ludwin, President of the International Association of Neuropathology and Chair of the Canadian Multiple Sclerosis Scientific Advisory Committee.
- iii) Dr. Sandip SenGupta, Vice-President of the Canadian Association of Pathologists.
- iv) Dr. Paul Manley, Chair of the Canadian Chairs of Pathology Departments.

# F or Your Info

## Forensic Pathology Workshop

The Department of Laboratory Medicine, Saskatoon District Health invites staff and residents to a special Forensic Pathology Workshop which will be held August 10-12, 2001. They have designed their program with the support of Saskatoon District Health, the Saskatchewan Association of Pathologists, Saskatoon Police Service and the Saskatchewan RCMP Major Crimes Division. If you are interested in attending and would like a copy of

the Workshop brochure and registration form please see Barb Latimer in Dr. Manley's office.

### Milestones

#### Christine Hough - 5 years

**Jason Sack** (resident) received the following "thank you" from the medical students: "Jason, Thank you for your commitment to Queen's undergraduate medical education. Your energy, enthusiasm and dedication are unparalleled. --Queen's Meds '01".

### Congratulations to

**Sandy Boag** on receiving Tenure and being promoted to Associate Professor effective July 1, 2001.

**Drs. Gloria Delisle and Lewis Tomalty** who were awarded the John Ruedy Award for Innovation in Medical Education at the Annual Meeting of the Association of Canadian Colleges in Toronto.

### Royal College 2001 Regional Award for Excellence in Medical Education

The Royal College of Physicians & Surgeons of Canada presents Regional Awards annually to recognize its Fellows for:



- C outstanding qualities and contributions as medical educators
- C outstanding service to their community
- C outstanding service to the Royal College

The award is in recognition of service over a long period of time. Members of the Royal

College's Regional Advisory Committees select the recipient of the Award. The award consists of a plaque stating the reason for the award and it is presented at an appropriate occasion among the recipient's peers in the presence of a representative of the Regional Advisory Committee.

**Dr. W.E.N. (Bill) Corbett**, retired Pathologist at Queen's University and OAP Emeritus member, is this year's winner of the Region 3 (Ontario) Award.

Dr. Corbett is well known to pathologists, including many former residents, across Ontario and Canada, for his excellence as a teacher of general and hematologic pathology, both "over the microscope" and in the lecture hall. He served the Royal College for many years in many capacities, including as a member of the Examination Board in Hematological Pathology and with the specialty committee in Hematopathology. He was an invited speaker or symposium panelist at numerous national conferences in Pathology and served as a national expert consultant in lymphoma diagnosis for NCIC trials.

Congratulations, Bill, on winning this prestigious award!

*Submitted by: Dr. S. SenGupta*

### Funding Received

**Dr. Peter Greer** received a 5 year grant (2001-2006) of \$800,840 from the NCIC. His project is entitled "A Molecular and Genetic Analysis of the FPS Proto-Oncogene".

**Ms. Monika Madan** received a CIHR/Burroughs Wellcome Fund Student Research Award and will be working under Dr. David LeBrun on her project entitled "To examine the mechanism by which the chimeric transcription factor E2A-PBX1 represses transcription of AML1/RUNX1".

## Grants'N'Such

The Grant supplement will no longer be included in paper form. It will only be available from the website listed below:

<http://www.path.queensu.ca/pathnews/grants.pdf>

## Publications

Three-Dimensional Microscopic Image Reconstruction of Prostatic Adenocarcinoma. **A.H. Boag, L.A. Kennedy** and M.J. Miller. *Arch. Pathol. Lab. Med.* 125: 562-566, 2001.

The Continuing Professional Development of the Canadian Society of Clinical Chemists and the Canadian Academy of Clinical Biochemists. **Christine Collier**, Arlene Crowe, Robert Stinson, Samuel Chu and Robyn Houlden. *Clinical Biochemistry* 34: 91-96, 2001.

Cooperative Effect of c-Src Tyrosine Kinase and Stat3 in Activation of Hepatocyte Growth Factor Expression in Mammary Carcinoma Cells. Wesley Hung and **Bruce Elliott**. *The Journal of Biological Chemistry* 276(15): 12395-12403, 2001.

Mice Devoid of Fer Protein-Tyrosine Kinase Activity are Viable and Fertile but Display Reduced Cortactin Phosphorylation. Andrew Craig, Ralph Zirngibl, Karen Williams, Lesley-Ann Cole and **Peter Greer**. *Molecular and Cellular Biology* 21(2): 603-613, 2001.

Subcellular Localization Analysis of the Closely Related Fps/Fes and Fer Protein-Tyrosine Kinases Suggests a Distinct Role for Fps/Fes in Vesicular Trafficking. Ralph Zirngibl, Derek Schulze, Selagh Mirski, **Susan Cole** and **Peter Greer**. *Experimental Cell Research* 266: 87-94, 2001.

## Richardson Research Seminars

Department of Pathology  
Seminar Schedule  
2000 - 2001

Winter Term

Tuesdays @ 4:00 p.m.

Richardson Amphitheater, Richardson Laboratory

DATE	SPEAKER
	Closed for the summer

## Graduate News

**Ms Suzan Abu-Abed**, a graduate student in Dr. Martin Petkovich's lab, was the winner of the Dean's Award for Best Oral Presentation at the IV th Annual Meeting for Basic & Clinical and Research Trainees.

**Deborah Greer**, a graduate student in Dr. Scott Davey's office received an Award for Excellence in Research (Poster Presentation Competition) at the same meeting. Congratulations Suzy and Deb!

**Dawei Zhang**, a PhD student in Dr. Deeley's lab, was successful in defending his comprehensive examination on May 22nd.

# D

## r. Dexter's Corner



### BOYZ AND GIRLZ OF THE HOOD QUEEN'S UNIVERSITY CONVOCATION 2001



In today's hectic schedule of work we spend much of our time processing paper, attending and sometimes even participating in meetings, answering phone calls, signing out cases and reviewing consultation problems.

Much time is spent house cleaning the e-mail post-box of irrelevant and immaterial messages about raffles, cake sales or how to improve oneself. Certainly my anti-SPAM system is not nearly sensitive enough to reduce the incoming dump to the number RIPMs (Really Important Messages) that I should actually read. On average this is less than one a day!

The other time-consuming activity is that of teaching and learning. Over the years we have taught and learned from generations of Medical Students, Residents, Technologists and colleagues. A few weeks ago, I had the distinct pleasure to teach 60 high school students in one of their "enrichment courses", something of Forensic Pathology. Without wishing to appear too old or fuddy-duddy about it, one was impressed with the unfettered enthusiasm of the class. Somehow, as high school students transform to University Students and then mature (or is it mutate) to Medical Students, the level of excitement of the learning frenzy seems to drop off. I *think* it is still there, but is disguised, and with age, the affect appears more laid back. So far back in the occasional individual, it exactly simulates sleep.

But I digress.

Progression through the learning hoops is not as evident to the teacher as it is to the student, to whom it is very real. Time is not their friend, for there is never ample supply, and its rate of progression fluctuates unpredictably and in general to their disadvantage. Each hurdle, each course, each examination is both a very real mental and physical accomplishment.

So it is that we celebrate, often if not always, with unequal enthusiasm to that of the student, the achievement of educational goals. For many in our Faculty it is the degree MD or success at the Fellowship Specialty exams.

Convocation represents the crowning educational and developmental achievement of our students. It is a rite of passage. It is a transition to the wider world of a hatching of a knowledgeable, skilled, and dynamically charged highly motivated new generation.

I have not attended many Queen's convocations but had a singular opportunity to do so for the Spring Session 2001. My daughter, Jennifer, was graduating with a BSc in Mechanical Engineering. As parents, we had suffered through the purple haze of first year, the mysteries of the grease pole and the rambunctiousness of the engineers. We had lived through the mass knowledge instillation process, the never-ending procession of tests, papers, exams, projects and deadlines -- so many deadlines. Not all of it will fit inside the cranium. Through the four years, we had fed small groups (up to 10) of starving students on the weekends. Unless you have witnessed it, you cannot imagine such gastronomic capacity.

Gradually one saw emergence of something new. Competence, confidence and capability appeared and then,... suddenly it was over -- no more exams. Rooms were packed up, furniture sold and, but for a short time, the family unit reemerged perhaps for the last fleeting period.



As a member of Faculty at Queen's one may, following the students request of the Dean, be granted permission to participate in the granting of the Degree to members of one's family. A time of pomp, ceremony and celebration called for participation in the Academic Procession. A gown was the appropriate wear, but I had none until the penultimate hour. Many thanks to Dr. David Robertson who kindly and thoughtfully had donated his Royal College gown to the department for use on such occasion.

Resplendent in purple robes, and suitably solemn, I replaced the Dean of Applied Science and hooded Jennifer as she was granted her degree by the University Chancellor. Breaking protocol, I gave her a huge hug before we left the podium. I noticed, oddly enough, the Dean did not do that for other graduates! It all reflects added values, I suppose.

As I reflected on the day, it brought thoughts of how much the education, teaching and learning means to the individual student. It is their lives we shape -- we are responsible for their preparation for their next major transition and for laying and fertilizing the seeds of their future development. It reminded me that we do not teach classes, we teach and motivate individuals.

As for my daughter, I do not know what she will do or achieve with her life and her training. I do know she has had a damn fine start at Queen's University along with over 500 other graduates in Engineering. And as for me? I have some very special and treasured memories.

N.B. The Royal College Robes donated by Dr. D. Robertson can be borrowed by arrangement through the Chairman of the Department's office.

### *For the Want of Fresh Air*

A recent study delineated some of the problems associated with limited ventilation. A detailed review of working conditions in a factory-type setting analysed the variables of symptomatology with the size of the working area:

<b>Influence of Want of ventilation among letter press printers</b>		Spitting of blood	Catarrh	Other Diseases	Total
<b># of workers</b>	<b>size of room</b>				
101 men	<600 cubic ft	13	13	18	44
103 men	600-800 cubic ft	5	4	23	32
111 men	>800 cubic ft	1	5	18	24

Careful assessment of the volume of my office indicates a volume (less books, coats, lunch bag, etc.) of 1500 cubic ft. This clearly indicated my chances of haemoptysis are low indeed. However, at various times I am visited by other colleagues, secretaries, consultants, etc. and there are many times when as many as three individuals are present. Assuming they did not bring their own air supply and that what is left is shared, then less than 600 cubic ft of air is available.

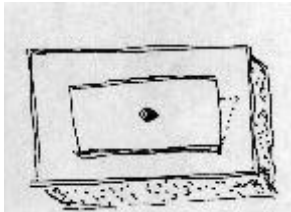
This situation poses a major occupational health hazard with a significant increase in haemoptysis, catarrh, and a multitude of other unspecified diseases. This is a problem not yet recognized by hospital administrators. If nothing can be done to enlarge the space, then visitors must be required to bring their own air supply. In addition to my waste paper basket and my tastefully blue coloured recycling container we must have provided CSA approved brass spittoons of at least 1-2 gallon capacity. (PO #1732-11)

There may be other solutions. For example, Norwood School has some six hundred students. Scrofula was pervasive and it was determined ventilation might be of benefit. A specially designed ventilator designed by Dr. Arnoldt was duly installed. The impact was dramatic. Not only has the incidence of Scrofula fallen but some 1100 students are now maintained in good health wheretofo six hundred were sickly.

The data from this diatribe was derived from the Annual Session of the Transactions of the Medical Society of New York State, Feb. 5, 1850.

Tuberculosis, so predominant a disease and public health problem at that time, is still with us, waiting in the wings with drug resistant variants that are a challenge to treat. At least we have generally effective drug therapy, whereas in 1850 we did not, and defaulted to measures thought to help which were perhaps the beginnings of the understanding issues of Public and Occupational Health.

Dr. Arnoldt's ventilator is long done but in concept is replaced in the laboratory by Biohazard Hoods and Formaldehyde Extraction systems. We still do not manage well these things we cannot see.



As a temporary solution I shall open my window. This is effective 50% of the time. If the wind is from the east or north a pleasant fresh breeze ruffles my hair (single). From the west and south the wind provides some from of vortex suction and hot air generated in part by colleagues rushes out through my room. Ah well! 50% is almost a pass mark.

D Dexter


## **Dr. T. Frank McELLIGOTT**

### Recognition of Service

*A native of Cork, Ireland, Dr. McElligott received his medical education at the National University of Ireland. Following years of service in Nigeria, he undertook postgraduate training in England, leading first to membership, then fellowships in the Royal College of Pathologists (London), and the Royal College of Physicians and Surgeons of Canada.*

*Recruited to Queen's University in 1966, Dr. McElligott served as Pathologist-in-Chief and Director of Laboratories at Hotel Dieu Hospital for 24 years. He collaborated with investigators from the Basic Sciences and Clinical Departments of the Faculty of Medicine. He published widely in scientific literature, especially on the subjects of toxicology and the effects of therapeutic agents on the liver. As President of the Canadian Association of Pathologists, Dr. McElligott travelled the world attending international meetings.*

*After serving a term as Academic Colleague to the Dean on the Council of Ontario Faculties of Medicine, Dr. McElligott was appointed Associate Dean for Undergraduate*



*Affairs and Admissions in 1976. In 1988, he became Associate Dean for Undergraduate Medical Education with a primary objective of redesigning the undergraduate medical curriculum.*

*Following the completion of major renovations started under his tenure, the Clinical Laboratories at Hotel Dieu Hospital were officially dedicated as the T. Frank McElligott, MD Clinical Laboratories by Archbishop F J Spence on Friday, March 26, 1993.*

*Dr. McElligott died after a courageous battle with carcinoma of the prostate on April 18, 1993.*

*In recognition for his long service to Pathology and as Director of Laboratories at Hotel Dieu Hospital, Kingston for 24 years, the Department of Pathology will place a portrait of Dr. McElligott on Douglas 2 at Kingston General Hospital.*

DFD:mc

A Poetic Challenge to the poets Laureate in the Pathology Department (Drs Rapson and Kisilevsky)

From: Robert R Pascal <[rpascal@EMORY.EDU](mailto:rpascal@EMORY.EDU)>

Give it to someone else instead.

-Bob Pascal

**MORE BOWEL TROUBLE  
(What Would Shakespeare Do?)**

What apparition do I see?  
A polyp of size much like a tree.  
It could be embedded all, I guess.  
If 'twere ten cm. or less.  
But this larger lesion doth make me worry  
That I may err when in a hurry.  
How many sections must I take  
To diagnose without mistake?  
Twenty? Thirty? Eighty? More?  
The entire polyp, to be sure.  
Yet methinks "in toto" is too much.  
And forsooth, it crumbles to my touch,  
So that tomorrow's slides will bear  
Disrupted villi everywhere.  
Luteinized endometrial stroma  
Will host bits of adenoma.  
Hernia sacs that should be bland  
Will show some annoying little gland.  
And laryngeal mass, Grade 2 by Broder  
Will confabulated be by floater.  
To solve the problem that I face,  
One section from the polyp's base  
Will I submit on this occasion,  
To rule out meaningful invasion.  
And thus, by microscopic inspection,  
Will be judged adequacy of resection.  
As for the rest of the polyp, I have sent  
It to an unsuspecting resident.  
I have no guilt, remorse or shame,  
In fixing on him all the blame  
For specimen contamination.  
Oh, it won't affect his graduation.  
(And if any dear reader here objects,  
I mean a resident of either sex.)  
So here the problem, so involved,  
By simple logic is resolved.  
Whenever trouble rears its head,

Robert R. Pascal, M.D.  
Professor of Pathology  
Emory University School of Medicine  
1364 Clifton Road, NE  
Atlanta, GA 30322

Voice phone: (404) 712-7099

Fax: (404) 712-4754

E-mail: [rpascal@emory.edu](mailto:rpascal@emory.edu)

Home Page: [http://www.dr\\_pascal\\_gipath.yourmd.com](http://www.dr_pascal_gipath.yourmd.com)

## Jobs Available

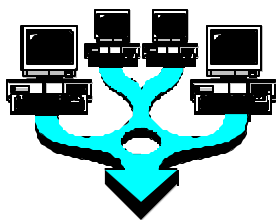
### Queen's University Job Postings

The Department of Human Resources will be posting internal job vacancies on its website throughout the summer months to augment the Gazette's summer schedule. The website will be updated with new internal postings on the following dates: June 4, 2001; June 25, 2001; July 30, 2001; August 27, 2001.

Please go to the Human Resources website - <http://www.hr.queensu.ca/Jobs/intern2.htm> - on these dates to view the new internal job postings. Job postings will also be available in hard copy on the bulletin board at Human Resources in Richardson Hall.



# N<sup>etwork</sup> News



**Friday May 11<sup>th</sup>** - something happened on that day.

Too bad no one knows what it was.

Previous to that date, we normally received reports of

1 or 2 abnormal network errors, like disconnecting from the LIS, or PCS or getting ODBC errors when transferring data back and forth to the Shire Genetics Database server. Since then however we have been getting a much higher, albeit variable number, anywhere from 1 or 2 a day to dozen and dozens a day.

Diagnostics and troubleshooting have found no single cause or bit of information to help us out at all. In the end we focussed on the known weak links in our internal departmental network and are in the midst of upgrading it.

Our current link from the department to the rest of the world is currently 10 Megabits/s, the same as it was when we first got connected back in 1995. This will be jumping up to at least 100 Megabits/s along with less routing and more direct connections.

At the same time black box hubs in Doug5, Doug2 and Doug1 are being replaced with newer, 10x faster switches.

If the cause of our disconnects over the last few weeks was the main network backbone, then these upgrades will make *\*all\** of those problems go away.

If the cause was somewhere else outside, well, hopefully we will be better able to track them down afterwards.

## Pegasus Mailv3.12c Email Tips

### What happens to misaddressed outgoing mail?

It depends on what part was misaddressed.

\* If the username has a typo or otherwise is wrong but the destination mail server is ok, you will get a return message from the destination mail server with a "user unknown" error. For example:

**bozo@post.queensu.ca**

\* If the username is ok but the mail server address is incorrect, you will get a return message from OUR mail system with any number of errors listed, ie "unable to connect", "couldn't find that host", etc.

For example: **bozo@post.queenz.ca**

### Email Traffic:

May 2000: 21331

May 2001: 25711

The above lists the number of pieces of email in and out, and in general, they are getting bigger as more and more people send more and larger attachments.



*"You should check your e-mails more often. I fired you over three weeks ago."*

## Netscape

The latest version of Netscape that we are installing in the department is **v4.77 - 128** bit security.

**Please note that Netscape v6 is not secure and if you get the chance, do NOT install it!** Most commercial retailers (eg Royal Bank) do not allow you to access their services if you are using this version.

## LISImage

The digital image web site is up and running at <http://lisimage/>

Date	#cases	#photos	Total Mb
2001 June 06	1307	4948	3000
2001 May 03	1224	4520	2300
2001 April 06	540	2603	1059

And this includes autopsy photos, surgical photos and plastinated museum specimens. We are currently adding over 1000 more images from the plastination museum and these should be online and indexed by the end of April. New material is being added on a TIME-PERMITTING basis as it is generated by Lloyd Kennedy.

## Queen's Library News

Queen's University Libraries - News Releases (Tuesday, 22 May 2001)

<http://library.queensu.ca/libdocs/news/2001may22.htm>

JSTOR: Fulltext Journal Archive Expands Online Research Opportunities for Faculty and Students at Queen's

Queen's Libraries are pleased to announce the acquisition of access to JSTOR ("Journal STORage"), a digital archive of key periodicals in fifteen arts and sciences disciplines. Faculty, staff and students can search the journals directly from the JSTOR website, at <http://www.jstor.org/>, or through the Electronic Journals link on Queen's Libraries homepage. In addition, records for the JSTOR titles will be added over the coming months to QCAT, the library catalogue.

Titles in the JSTOR archive are drawn largely from the humanities and social sciences but also include journals in mathematics and statistics. For a list of titles, organized by discipline, see: [http://www.jstor.org/about/as\\_content.html](http://www.jstor.org/about/as_content.html)

Unlike most other electronic resources where the focus is on the latest content available, JSTOR aims to preserve the complete backfiles of selected, core scholarly journals in a variety of basic disciplines. Holdings for the titles contained in the archive always begin with the journal's first issue. This unique approach means that, for some journals, coverage begins in the late nineteenth century.

### The "Moving Wall"

"The original assumption behind JSTOR is simple enough", explains Melody Burton, Stauffer Library Reference Services.

"Namely, that high quality conversion of a few selected journals is economically feasible if costs are shared among a large number of subscribers. Working collaboratively with publishers and the academic community, JSTOR has been able to secure complete backruns of selected titles. To preserve the competitive edge that publishers hold with their current offerings, there is a gap between the most recent issue of a periodical and the latest issue available in JSTOR. This gap or "moving wall" of about three to five years means the most recent scholarship is not contained in the JSTOR archive."

Nevertheless, because Queen's holds subscriptions to most of the titles available in JSTOR, researchers can read these articles in familiar book format or, in some cases, online through the Libraries' Project MUSE subscription (see Project MUSE information at:

<http://library.queensu.ca/libguides/databases/muse.htm>).

### Course Reading Lists

The Libraries' JSTOR license extends to distribution of copyrighted materials for Queen's classes. Faculty can incorporate articles from JSTOR into their course reading lists and ask the Libraries to add the electronic versions to their course reserve lists. This will help reduce student, faculty and staff frustration waiting or searching for the print copy of a required reading, with the added convenience of connecting directly to the electronic text from campus office, residence room or off-campus accommodation. NOTE: Access to JSTOR is restricted to Queen's faculty, staff and students. Off-campus access from a non-Queen's ISP is available via Queen's Webproxy Service (see

[http://library.queensu.ca/libguides/webproxy\\_connect.htm](http://library.queensu.ca/libguides/webproxy_connect.htm)).