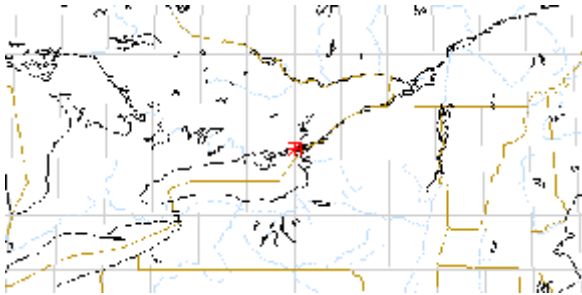

Pathology News

Vol. 9#01

January 2002



Publishing Info

Pathology News
Department of Pathology,
Richardson Labs
Queen's University, Kingston, Ontario K7L 3N6
Canada

Available in adobe acrobat format at
<http://www.path.queensu.ca/>


Published monthly, Circulation 150

For article submissions

<mailto:newsletter@cliff.path.queensu.ca>: Newsletter, Dept of Pathology, Richardson
Labs, Queen's University, Kingston Ont K7L 3N6
or FAX to 613-533-2907

or email to:

newsletter@cliff.path.queensu.ca



We publish only that which is submitted! (There are no expense accounts and no reporters) If there is no news about your area that means we haven't received any!

From the Head

In mid-December carpeting was finally installed on part of Douglas 4 confirming we are about to complete the last stage of the first completely renovated and fully integrated Academic Health Hospital Laboratory in Ontario. This process began in 1996 when the laboratories at both the Hotel Dieu and the Kingston General Hospitals were consolidated at the KGH site beginning on Douglas 1 with the Core Laboratory and gradually progressing upward to Douglas 4. Our redesigned laboratory now serves all the Kingston Hospitals and our extensive Regional and Community Outreach Program. We are the most efficient academic health science centre laboratory in Ontario and within the top 10 percentile in all Canada, according to a recent operational review and the cycle of renewal continues. Through funding from our Regional Forensic Sciences Program we are adding a dedicated x-ray facility, a larger and more secure morgue refrigerator, and improved lighting into our autopsy facility.

In all of this planning there has been an active and spirited discussion amongst the managerial, medical and scientific and technical staff in the design of the laboratory. As a result our labs have a much more pleasant working environment as we have provided more open space with natural light, increasingly improved ventilation, and thoughtfully placed equipment through process redesign. We have also been able to accommodate important functional interrelationships between individual laboratories, their medical and scientific faculty, and related hospital services. Anatomic pathology is sited on Douglas 2 and the combined pathology/cytology laboratory is immediately adjacent to the cytology screening room, the residents room, most of the anatomic pathology (AP) faculty and the operating rooms. Microbiology shares Douglas 3 with the clinical

microbiologists and the Infection Control Service and the Genetics Laboratories share Douglas 4 with the Genetics faculty who are immediately adjacent to their research space on Richardson 3, 4 or 5. There is ready access to Douglas 1 through 4 from the adjacent hospital and the continuity of identical carpeting on each of Douglas 2-4 blurs any boundaries between us and our colleagues within the clinical wards of the hospital.

This physical reorganization allowed a focussed concentration of our specialist faculty offices in extraordinarily close proximity to each other. All hematopathologists have adjacent or across the hall offices as do the cytologists. A large common reading room is available in their midst. This physical siting encouraged a review of our professional organization. In AP Iain Young helped develop an innovative focussed expertise model amongst 14 faculty. Rather than being responsible for most disciplines in anatomic pathology we have encouraged faculty to focus their expertise on much more circumscribed foci suiting their interests and area(s) of expertise. As a consequence, faculty have increasingly developed a greater depth of expertise and closer links with subspecialty groups while maintaining an appropriate breadth of coverage in each sub-discipline that gives us flexibility in coverage. Some faculty maintain extraordinarily broad areas of expertise such as Dave Dexter who is the head of the Regional Forensics Unit, a member of the hematopathology division, and signs out a broad range of surgical pathology. I've wisely been restricted to gastrointestinal and autopsy pathology and am currently not allowed to do frozen sections!

Our 24,000 surgicals, 300 autopsies and approximately 20,000 cytology specimens make us one of the busiest individual hospitals in Ontario and our faculty amongst the most experienced in individual disciplines in the province. This volume of work required a technical process redesign and greater use of digital dictation and computer editing and authorization and we have improved our turn-around-

time in surgical pathology such that the majority of biopsies are authorized within 48 hours of receipt in the laboratory and reports are then available on-line to most physicians. We are fortunate to have an excellent team of pathologists assistants, including Lloyd Kennedy, and sophisticated imaging infrastructure and network support. Photographic images of specimens and breast biopsy x-rays are now available on the computer screens of the pathologists as they are reviewing the microscopy the next day. We thus have a department that can attract and nurture outstanding medical and scientific faculty and allow them to become leaders in their respective disciplines. We are recognized as international clinical experts in hemostasis, neuropathology, and in educational technology including interactive CD Rom and are Canadian and provincial experts in a variety of subspecialty disciplines.

We also appear to be amongst the most collegial, cooperative and happy pathology faculties in the country. We intend to maintain our culture and the quality of the faculty in our current hiring process. I am delighted that we are in the final stages of hiring Dr. Tim Childs, one of our current anatomic pathology residents with a PhD in biochemistry to replace Dr. Allen Fletcher who will be taking early retirement this summer after 28 years on faculty. We are also currently interviewing applicants to replace Dr. Monique Arquint. More on their departures next month.

To all a healthy, happy and productive New Year.

Paul Manley, MD

Dr. Samuel K. Ludwin appointed Associate Dean, Research, Faculty of Health Sciences and Vice-President, Research Development, Kingston General Hospital

Samuel Ludwin has been appointed as Associate Dean, Research in the Faculty of Health Sciences and Vice-President, Research Development at Kingston General Hospital and the Kingston teaching hospitals. These appointments are announced by Principal William Leggett

and Mr. Joseph de Mora, President and Chief Executive Officer at Kingston General Hospital.

After graduating from the University of Witwatersrand Medical School in Johannesburg, South Africa in 1967, Dr. Ludwin first completed a brief period of military service before undertaking his residency training in pathology and neuropathology at the Stanford University Medical School in California. Upon completion of his training in 1975, he joined the Department of Pathology at Queen's University where he was promoted to Associate Professor in 1980 and to Professor in 1984. Dr. Ludwin was appointed Chair of the Department of Pathology at the University of Western Ontario in 1992 and returned to Queen's in 1993 as Vice-Head of the Department and Chair of the Division of Neuropathology. He served also as Medical Director of Kingston General Hospital from 1998 to 1999.

An internationally recognized neuropathologist, Dr. Ludwin serves on the Editorial Board of several highly respected journals, including the Journal of Neuropathology and Experimental Neurology and Acta Neuropathologica. He has served on numerous committees, has chaired grants panels for the Medical Research Council and Multiple Sclerosis Society, and he has held a variety of positions in professional organizations associated with his specialty. He is currently President of the International Society of Neuropathology and Chairman of the Medical Advisory Committee of the Multiple Sclerosis Society of Canada. Dr. Ludwin's research focuses on clinical and experimental Multiple Sclerosis, and on problems of central nervous system demyelination and remyelination. He is also a National Cancer Institute consultant for Clinical Trials of brain tumors. He has published extensively on both basic science and clinical subjects. In 1999, he was recipient of the Aesculapian Society Award for Teaching Excellence.

In making this announcement, Principal Leggett and Mr. de Mora wish to express their appreciation to Dr. Geoffrey Flynn for his outstanding contributions to the

Faculty, University and Hospitals during his term of office as Associate Dean, Research and Vice-President, Research Development.

For Your Info **FACULTY ANNUAL REPORTS**

It is that time of year again!! Annual reports are due in the Faculty Office in the early months of 2002. The **updated** Annual Report form for QUFA Faculty can be found on the Faculty website at:

<http://meds.queensu.ca/instructions.html> and are due in Dr. Manley's office by **February 1, 2002**. The deadlines for Clinical Faculty are as yet undecided. Notification from the Faculty Office should be received shortly.

Queen's Libraries now subscribes to the following new databases:

- * Historical Index to the New York Times, 1851-1922
- * Palmer's Index to The Times, 1790-1905
- * United Nations Official Document System (ODS)

In addition, the Law Library has acquired several new online subscriptions which provide access to legislation and case law from Australia and South Africa, and selected legislation from other foreign jurisdictions.

For links to all these new databases, go to:

<http://library.queensu.ca/libdocs/news/databases.htm> (or, follow the "Indexes and Databases" link from the library homepage).

Check regularly for new databases available at Queen's -- Bookmark this page:

<http://library.queensu.ca/libdocs/news/databases.htm>

D r. Dexter's Corner

The enquiring mind...

Some answers to questions of which you had not thought; unusual injuries you might not encounter and an example of deviant bureaucratic economies eminently suited for a peaceful world!

1: Tidsskr Nor Laegeforen 1994 Dec 10;114(30):3583-6

Does garlic protect against vampires? An experimental study.

Sandvik H, Baerheim A.


Seksjon for allmennmedisin, Universitetet i Bergen.

Vampires are feared everywhere, but the Balkan region has been especially haunted. Garlic has been regarded as an effective prophylactic against vampires.

We wanted to explore this alleged effect experimentally. Owing to the lack of vampires, we used leeches instead. In strictly standardized research surroundings, the leeches were to attach themselves to either a hand smeared with garlic or to a clean hand. The garlic-smeared hand was preferred in two out of three cases (95% confidence interval 50.4% to 80.4%). When they preferred the garlic the leeches used only 14.9 seconds to attach themselves, compared with 44.9 seconds when going to the non-garlic hand ($p < 0.05$). The traditional belief that garlic has prophylactic properties is probably wrong. The reverse may in fact be true.

This study indicates that garlic possibly attracts vampires. Therefore to avoid a Balkan-like development in Norway, restrictions on the use of garlic should be considered.

PMID: 7825135 [PubMed - indexed for MEDLINE]



2: J Trauma 1984 Nov;24(11):990-1

Injuries due to falling coconuts.

Barss P.

Falling coconuts can cause injury to the head, back, and shoulders. A 4-year review of trauma admissions to the Provincial Hospital, Alotau, Milne Bay Province, Papua New Guinea, revealed that 2.5% of such admissions were due to being struck by falling coconuts. Since mature coconut palms may have a height of 24 up to 35 meters and an unhusked coconut may weigh 1 to 4 kg, blows to the head of a force exceeding 1 metric ton are possible. Four patients with head injuries due to falling coconuts are described. Two required craniotomy. Two others died instantly in the village after being struck by dropping nuts.

PMID: 6502774 [PubMed - indexed for MEDLINE]



3: Scott Med J 1993 Dec;38(6):185

The collapse of toilets in Glasgow.

Wyatt JP, McNaughton GW, Tullett WM.

Department of Accident and Emergency, Western Infirmary, Glasgow.

Three cases are presented of porcelain lavatory pans collapsing under body weight, producing wounds which required hospital treatment. Excessive age of the toilets was implicated as a causative factor. As many toilets age collapse may become more common, resulting in further injuries.

PMID: 8146638 [PubMed - indexed for MEDLINE]



4: Navy's gunnery training goes with a 'bang'

By Michael Fleet

NAVAL recruits at a gunnery school are shouting "bang" rather than firing real shells as part of the Ministry of Defence's drive to save money.

The sailors at HMS Cambridge, near Plymouth, check the co-ordinates, line up a target and prepare to fire. Then they shout "bang" rather than fire their shore-to-ship guns, saving a £642 shell each time. The move is saving the Navy more than £1 million a year, but has been criticised by some ratings who complain that it is making a laughing stock of the service.

One said: "You sit in a gun and shout 'Bang, bang'. You don't fire any ammunition. It's a big joke and the sailors are disgusted. It is just like being back in the school playground when you shouted 'bang' to shoot your friends in a game of cowboys and Indians.



"You used to hear the sound of gunfire from Cambridge, but now there are just shouts of 'bang, bang' over the microphone. It makes you wonder what the Navy is coming to." Another sailor, who trained at HMS Cambridge, said: "The cuts constantly coming in mean the Navy has lost its pride. It is quickly losing the respect of those in the service.

"Without firing you get no feel for the gun. It is hitting morale and the effectiveness of the fleet." A Navy spokesman said the gunnery school was to close in April next year and it was felt that live firing from the shore was no longer necessary. He said: "Gunnery training is now being delivered through static non-firing training and simulation.

"This is part of the Armed Forces' continuing efforts to achieve the best possible value for money." The end of live firing brought benefits in no more noise for local people and a reduction in the restricted areas of sea for fishermen, the spokesman said.



Those of you with a fondness for British Television programmes may remember the 'Yes Minister' and 'Yes Prime Minister' series. One episode focused on a very efficient hospital for which the Ministry was most proud, a well

equipped modern building, fully staffed, but notable for the complete absence of a key high expense item...patients. The sad thing about it all was that they were quite right. Day to day expenses were always predictably similar. There were no unexpected outbreaks of flu or pneumonia, no high-cost trauma cases...it was an ideal model of Healthcare delivery! In Canada only parts of the model have been applied. Control of the Operating Room activity, for example, has a ripple effect on the demands for post-operative care, ICU beds and hospital costs. Fewer surgeries equals fewer post-op patients. (Mirabile dictu) Cutting beds has a similar effect as does the concept of Christmas closures.

Still it is a far cry from the approach of the British navy. Fake surgeries on fake patients in a virtual hospital is a bit of a stretch. Let us hope it does not come to that.

Grants'N'Such

The Grant supplement will no longer be included in paper form. It will only be available from the website listed below:

<http://www.path.queensu.ca/pathnews/grants.pdf>

Canada Research Chairs

There has been substantial concern expressed by several faculty members about the original deadline of January 15, 2002 for the submission of Canada Research Chair (CRC) proposals and the ensuing challenge of formulating high-quality applications.

In view of this concern and the requirement of fair and equitable peer-review of the CRC proposals by the Research Advisory Committee you are advised that:

1. The deadline has been extended to February 15, 2002;
2. The guidelines for the CRC proposals remain in place, and;
3. The proposal needs to include the name of a potential candidate for the proposed CRC position and his/her curriculum vitae.

Annual Clinical Trust Fund Competition

The deadline for submission of applications to the Department of Pathology Clinical Trust Fund competition will be **Monday, January 28th 2002**. A

memorandum detailing the terms of reference for this competition will be circulated shortly, but they are unchanged from last year. Some of the critical elements of this program are as follows. The principal investigator or co-investigator must have a primary appointment in the Kingston Hospitals' Department of Pathology; funds may be made available for projects that can extend from utilization and outcome studies to clinically applied basic research; funds may be requested for supplies, research personnel and research related equipment; travel, graduate student stipends and faculty salaries will not be funded through this program; funds for individual grants will be limited to a maximum of \$10,000.

Application forms for this competition can be obtained from **Barb Latimer** in the Departmental office or on the departmental network under g:\general\clinicaltrust\2002applicationform.

The application includes a two page research proposal, a financial statement and the principal investigator's current curriculum vitae.

Recent Publications

Remember that a complete (or as complete as Kevin can make it) list of publications from 1995-2000 is available online at

<http://www.path.queensu.ca/queens/pubs.htm.htm>

S. Conrad, H-M. Kauffmann, K-i. Ito, **R. Deeley**, **S.P.C. Cole** and D. Schrenk. Identification of human

multidrug resistance protein 1 (MRP1) mutations and characterization of a G671V substitution. *J. Hum. Genet.* 46: 656-663 (2001).

Richardson Research Seminars Department of Pathology Seminar Schedule 2001 - 2002 Tuesdays @ 4:00 p.m. Richardson Amphitheater,

Richardson Laboratory

January 15	Dr. John Dick
January 22	Dr. Shelagh Mirski
January 29	Fiona Grant / Sarah Kinkley
February 5	Dr. Michel Tremblay
February 12	Angela Hui / Joanna Wojcik
February 19	Dr. Morag Park
February 26	Dr. Don Maurice (tentative)
March 5	Julie Yome / Julie Shaw
March 12	Dr. Trang Hoang
March 19	Patrick Smith / Donna Situ
March 26	Dr. Waheed Sangrar
April 2	Peter Truesdell
April 9	Jimson Wong / Catherine Lin
April 16	Kevin Weigl

Jobs Available

SUMMER POSITIONS IN THE DEPARTMENT OF PATHOLOGY FOR QUEEN'S MEDICAL STUDENTS

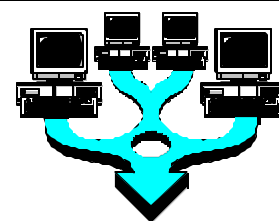
Are you a Queen's medical student who wants a clinical summer position that pays you to learn? If so, apply to the Department of Pathology for one of the two summer studentships offered. Successful applicants will be employed for 12 weeks in the Anatomical Pathology Service, to carry out routine duties as well as take part in educational functions and

are allowed the opportunity to do a limited number of half-day observerships in other departments.

Interviews will be held in mid-February 2002.

Please send a letter of application with your curriculum vitae, on or before Monday, January 28, 2002, to: Barb Latimer, Richardson Laboratory, Room 202, Department of Pathology, Queen's University. Tel: 533-6000, extension 74887

Network News



All continues to work smoothly.

Daily tape and hard drive backups of the main file server Richlab1 continue.

Daily tape drive and hard drive backups continue of the Calendar data on Richlab2.

A reminder that we are scheduled to have **Richardson Labs rewired** (network and telephone wiring) during the summer months. We are expecting initial talks with Queen's ITS to start shortly. Our capacity to service the 3rd, 4th and 5th floors is maxed out and one of my top priorities is to expand the hard limit of 25 network connections to these floors.

One piece of information I do need from those with research labs in these areas, is do you think you will be needing more connectivity in the near/far future and if so, how much? Send Kevin a short note with your response.

Monthly Cleaning Tips

Keyboards: keyboard cleaning can be as easy as picking up your keyboard, holding it upside down and shaking the living daylight out of it.

ACDC Graphics Viewing/Editing Program

Resizing images: Often a lot of our original images are *huge*... sometimes on the order of 3000 pixels by 4000 pixels. When you import an image of this size into your powerpoint presentation, the word OVERKILL comes to mind. That and large file sizes. Instead of importing the original large image, make a COPY of your original image (never edit the only original), place the copy in your working area and fire up ACDC and select the image, click on EDIT, then resize.

I would recommend something on the order of 1024x768 or so, but it depends on a lot of little things, like what kind of picture is it, where will you be showing it and how large will you be showing it (both resolution and absolute size).

After the resizing, import the image into your presentation and carry on. You will find the presentation file to be *much* smaller, easier to transport and the presentation itself to be more responsive and faster when loading pages.

Email Traffic: (number of pieces in and out)

December 1995: 2368
 December 1996: 3180
 December 1997: 8141
 December 1998: 8842
 December 1999: ? (lost data)
 December 2000: 19277
 December 2001: 22884

The above lists the number of pieces of email in and out, and in general, they are getting bigger as more and more people send more and larger attachments.

Software upgrades:

All workstations are currently running with netscape navigator v4.77 and internet explorer v5.5.

Over the near future we'll be bumping up to **netscape v4.79** (mostly bug fixes and security patches) and **internet explorer 6.0** (mostly security patches). The six library machines were upgraded to this new software on January 8th.

Web Site Traffic 2001

The main page at <http://www.path.queensu.ca/> had 27368 visits (up from 18000 in 2000).

Other relevant pages:

Undergraduate: 1197
 Graduate: 1384
 Postgraduate: 1528
 Plastination museum: 1208
 Infection Control: 4074

LISImage

The digital image web site is up and running at <http://lisimage/>. The newest addition to the image database are EMSCANs (with 3 cases and 48 images to date).



Date	#cases	#photos	Total Gb
2002 Jan 02	1886	7706	7.4
2001 Dec 03	1853	7511	7.0
2001 Nov 08	1743	6765	6.0
2001 Oct 04	1632	6342	5.1
2001 Sept 12	1529	5988	4.5

You can read more about the LISImage system at <http://www.path.queensu.ca/queens/lisimage.htm>

Laptops move

Effective 2002 Jan 02, both laptops will be moving into their new home in the locked cabinet in the Multihead Microscope Room. The key can be found in the secretaries office on Doug2.

Remember to:

- 1) Book in the Outlook/Exchange calendar system;
- 2) sign in the logbook when you do remove them from the cabinet;
- 3) Return them promptly

Continue to notify Kevin of any problems with the actual machines themselves.

LTU Winter Institute Workshops for Faculty & TAs

Registration is open for the Learning Technology Unit's Winter Institute Workshops: Using Technology in Your Teaching. Registration is required for all workshops and can be done

- via the on-line registration system located on the ITS Education webpage

at <http://noteswww.queensu.ca/ITS/ltuclasses.nsf>

- or e-mail your registration request to g13-1@post.queensu.ca

Workshop descriptions and more info about the Winter institute are located at:

<http://www.its.queensu.ca/ltu/winter2002/>

Workshops:

- * Getting Started with WebCT
 - Jan 17, 9:30am-noon, Stauffer 007
 - Feb 21, 1:30-4pm, Stauffer 007
- * Using WebCT to Present Course Materials, Jan 31, 1:30-4pm, Stauffer 007
- * Adding Quizzes to WebCT Pages, Feb 11, 1:30-4pm, Stauffer 007
- * Introduction to Electronic Classrooms, Jan 22, 1-2pm, Watson room 517
- * Introduction to Web Publishing, Feb 4, 1:30-4pm, Stauffer 007
- * Putting Your Web Pages on the Internet, Feb 7, 1:30-3pm
- * Web Publishing: Tables & Design, Mar 5, 1:30-4pm, StTauffer 007
- * Web Publishing: Colour, Images & Backgrounds, Feb 25, 1:30-4pm, Stauffer 007
- * PowerPoint 2000 the Basics: Part One,
 - Jan 23, 9:30-noon, Jeffery 156
 - Feb 19, 1:30-4pm, Stauffer 007
- * PowerPoint 2000 the Basics: Part Two
 - Feb 13, 9:30am-noon, Jeffery 156
 - Feb 20, 1:30-4pm, Stauffer 007
- * PowerPoint 2000: Beyond the Basics, Mar 13, 9:30am-noon, Jeffery 156
- * Scanning Text and Images, Mar 6, 9:30am-noon, Stauffer 007
- * Using a Digital Camera, Mar 20, 1:30-3pm, Stauffer 007
- * ITS-VMP Support for CD-ROM Creation, Mar 27, 9:30-11:30am, ITS-VMP Studio McArthur Hall B232 (West Campus)
- * Test Drive an ElementK E-Learning License, Jan 29, Noon-1pm, Stauffer 007

~~~~~

Laura Slade, Education Coordinator | E-mail:

[sladel@post.queensu.ca](mailto:sladel@post.queensu.ca)

Information Technology Services | Phone: (613)  
533-2037

Stauffer Library, 011D | Fax: (613) 533-6470  
Queen's University at Kingston |

~~~~~